



Home2-Dynamic FF&E Specifications Guest Suites

Version 3.0 March 2023

Revised May 2023

Revised June 2023

HILTON 755 CROSSOVER LANE, MEMPHIS, TENNESSEE 38117

Summary of Changes

Date	Item Number	Description
May-23	GR-102, GR-103	Product Information Updates
Δ1	GR-201, GR-203, GR-204, GR-205, GR-300, GR-301, GR-302, GR-303, GR-304, GR-305, GR-306, GR-308, GR-310, GR-311, GR-312, GR-313, GR-315, GR-317, GR-318, GR-319, GR-323, GR-500, GR-503	Vendor Contact Update
	GR-200, GR-202, GR-206, GR-207, GR-208, GR-307, GR-309, GR-314, GR-316, GR-320, GR-322, GR-400, GR-401, GR-402, GR-403, GR-501, GR-502	Product Information Updates, Vendor Contact Update
	GR-404, GR-250, GR-251, GR-252, GR-350, GR-351, GR-450, GR-451, GR-452, GR-453, GR-454, GR-455	New Specifications Added
Jun-23	GR-405, GR-501 ALT	New Specifications Added
Δ2	GR-400, GR-401, GR-402, GR-403, GR-404, GR-501, GR-502, GR-250, GR-452, GR-453, GR-454, GR-455	Specification Information Updates
	GR-600.1, GR-601.1, GR-602.1, GR-603.1	Specification Information Updates and Additional Suppliers

Table of Contents

Summary of Changes	2
Table of Contents	3
Introduction	4
Supplemental Information	5
Index by Area	6
Seating (100 series)	9
Lighting (200 series)	21
Casegoods (300 series)	33
Window Treatment (400 series)	80
Art & Mirrors (500 series)	93
Bed Sets (600 series)	98
Index of Renovation Specs	112
Renovation Specs	113

Introduction

The Home2 Suites Vibrant and Dynamic prototypical décor packages have been thoughtfully designed by Hilton to align with the current North American prototype and provide a complete décor solution. The vendors and their products were chosen through an extensive sourcing process and represent a high-quality, economical, and streamlined solution for a Home2 Suites Brand property. If used holistically, the package with the specified vendors is pre-approved and will help expedite project approvals and procurement. Refer to Project HUB for submittal requirements.

Within this document are the FF&E specifications needed to implement the Home2 Suites Dynamic prototypical décor scheme for the guest suites. Along with the Design Guide, the Renovation Guide, the Home2 Suites Brand Standards, and the Architectural Prototype Drawings, these specifications and the corresponding public area and finish specifications will assist the Owner/Designer in completing either a new build or renovation Home2 Suites Brand property.

Supplemental specifications unique to soft goods renovations will be provided in a forthcoming release.

To promote a reliable guest experience, the specified designs and vendors are REQUIRED for guest suite seating, lighting, and casegoods. Finishes and fabrics for these required items may be customized. Required seating, lighting, and casegood forms may not be modified, except for dimension adjustments as needed to fit the dimensions of the room.

Partial or complete customization of non-required specifications is permitted. Any custom designs, specifications, finishes, or vendors MUST be submitted for review and approval.

If there are any questions about how to use this document, please contact Architecture, Design & Construction at design.review@hilton.com.

Submit all custom specifications to Hilton Design Review (projecthub.hilton.com) for final approval prior to purchasing or implementation of any material.

Negotiated pricing is available through Hilton Supply Management. Connect with the HSM team of procurement experts at HSMx@Hilton.com to learn more about implementing the benefits of pre-approved packages.

Supplemental Information

The below documents can be found on the designinformation.hilton.com (username and password are hilton20xx, where xx is current year).

- **Design Guide:** This document gives a designer all the reasons why the Brand is what it is. It helps establish uniformity of practice, consistently express the Brand identity and serves as a guide for Interior Design and FF&E selection. It discusses the specific elements required and describes how the design is integrated to optimize guest experience and operational efficiency.
- **Renovation Guide:** This document provides tools for implementing the current Home2 Suites design in a renovation.
- **Home2 Suites Brand Standards:** This document lists the minimum standards, procedures, rules, regulations, policies, and techniques required by the Home2 Suites Brand and Hilton.

Vendors

- **Approved Vendors:** Vendors specified herein as manufacturers are pre-approved and have been selected through an extensive sourcing, product development, and vetting effort. Approved Vendors have the necessary experience with the specified products, including pre-approved shop drawings, finishes, and model room samples. Approved Vendors have committed to ensuring all products meet or exceed Home2 Suites Brand Standards and upholding Hilton's Responsible Sourcing Policy.
- **Required Vendors:** Vendors specified herein as manufacturers on seating, lighting, and casegood specifications are approved and required for those items. Alternate vendors may not be substituted.
- **For custom designs on non-required items,** Owners/Designers are encouraged to use the Approved Vendors based on their experience with the Home2 Suites Brand Standards and prototype. An Owner/Designer may use a vendor of their choice for non-required items outside of the Approved Vendors. However, those vendors and each of their products must be approved through the Hilton Design Review process on an individual project basis. It is the Owner's/Designer's responsibility to ensure that all such products comply with Home2 Suites Brand Standards.

Notes

- All upholstered specifications are fabric-inclusive when using the Approved Vendors within the Home2 Suites prototype package. Upholstered products may be purchased with COM fabric, subject to approval through the Hilton Design Review process.
- It is the Owner's/Designer's responsibility to maintain the design intent and adapt all required elements to their property's conditions and code requirements prior to fabrication and installation.

Index

Project Name: Home2 FF&E Specs

Scheme: (B) Dynamic

Area: Guest Suites

Issue Date	Revision #	Item Number	Item Description
<u>Seating</u>			
03/31/23		(B) GR-100	Ottoman - REQUIRED VENDOR/DESIGN
03/31/23		(B) GR-101	Sleeper Sofa - REQUIRED VENDOR/DESIGN
03/31/23		(B) GR-101 ALT	Sleeper Sofa - REQUIRED VENDOR/DESIGN
03/31/23	Δ1	(B) GR-102	Dining Chair @ One Bedroom Suite
03/31/23	Δ1	(B) GR-103	Ergonomic Task Chair - REQUIRED VENDOR/DESIGN
<u>Lighting</u>			
03/31/23	Δ1	(B) GR-200	Side Table Lamp- REQUIRED VENDOR/DESIGN
03/31/23	Δ1	(B) GR-201	Desk Lamp - REQUIRED VENDOR/DESIGN
03/31/23	Δ1	(B) GR-202	Nightstand Sconce - REQUIRED VENDOR/DESIGN
03/31/23	Δ1	(B) GR-203	Vanity Sconce - REQUIRED VENDOR/DESIGN
03/31/23	Δ1	(B) GR-204	Sconce @ Wall Hooks - REQUIRED VENDOR/DESIGN
03/31/23	Δ1	(B) GR-205	Floor Lamp @ Guest Suites - REQUIRED VENDOR/DESIGN
03/31/23	Δ1	(B) GR-206	Table Lamp @ Accessible Working Wall - REQUIRED VENDOR/DESIGN
03/31/23	Δ1	(B) GR-207	Nightstand Sconce @ Queen Queen Center- REQUIRED VENDOR/DESIGN
03/31/23	Δ1	(B) GR-208	Nightstand Sconce @ Queen Queen Side - REQUIRED VENDOR/DESIGN
<u>Casegoods</u>			
03/31/23	Δ1	(B) GR-300	Queen Headboard- REQUIRED VENDOR/DESIGN
03/31/23	Δ1	(B) GR-301	King Headboard - REQUIRED VENDOR/DESIGN
03/31/23	Δ1	(B) GR-302	Vanity @ Guest Bath(Left & Right) - REQUIRED VENDOR/DESIGN
03/31/23	Δ1	(B) GR-303	Accessible Vanity @ Guest Bath - REQUIRED VENDOR/DESIGN
03/31/23	Δ1	(B) GR-304	Working Wall @ King Studio Suite - REQUIRED VENDOR/DESIGN
03/31/23	Δ1	(B) GR-305	Working Wall @ Queen Queen Studio Suite - REQUIRED VENDOR/DESIGN
03/31/23	Δ1	(B) GR-306	Working Wall @ King Studio Suite Connector - REQUIRED VENDOR/DESIGN
03/31/23	Δ1	(B) GR-307	Working Wall @ King Studio Suite Accessible - REQUIRED VENDOR/DESIGN
03/31/23	Δ1	(B) GR-308	Working Wall @ Queen Queen Studio Suite Connector - REQUIRED VENDOR/DESIGN
03/31/23	Δ1	(B) GR-309	Working Wall @ Queen Queen Studio Suite Accessible - REQUIRED VENDOR/DESIGN
03/31/23	Δ1	(B) GR-310	Working Wall @ Queen Studio Suite - REQUIRED VENDOR/DESIGN
03/31/23	Δ1	(B) GR-311	Working Wall @ Queen Studio Suite Connector - REQUIRED VENDOR/DESIGN
03/31/23	Δ1	(B) GR-312	Working Wall @ Queen Studio Suite Accessible - REQUIRED VENDOR/DESIGN
03/31/23	Δ1	(B) GR-313	Working Wall @ Queen One Bedroom Suite - REQUIRED VENDOR/DESIGN

Index

Project Name: Home2 FF&E Specs

Scheme: (B) Dynamic

Area: Guest Suites

Issue Date	Revision #	Item Number	Item Description
03/31/23	Δ1	(B) GR-314	Working Wall @ Queen One Bedroom Suite Accessible - REQUIRED VENDOR/DESIGN
03/31/23	Δ1	(B) GR-315	Working Wall @ King One Bedroom Suite - REQUIRED VENDOR/DESIGN
03/31/23	Δ1	(B) GR-316	Working Wall @ King One Bedroom Suite Accessible - REQUIRED VENDOR/DESIGN
03/31/23	Δ1	(B) GR-317	Dining Table @ One Bedroom Suite - REQUIRED VENDOR/DESIGN
03/31/23	Δ1	(B) GR-318	Side Table @ Sofa - REQUIRED VENDOR/DESIGN
03/31/23	Δ1	(B) GR-319	Nightstand @ Right - REQUIRED VENDOR/DESIGN
03/31/23	Δ1	(B) GR-320	Decorative Shelves above Desk - REQUIRED VENDOR/DESIGN
03/31/23		(B) GR-321	Wall Shelf @ Bathroom - REQUIRED VENDOR/DESIGN
03/31/23	Δ1	(B) GR-322	Nightstand @ Queen Queen - REQUIRED VENDOR/DESIGN
03/31/23	Δ1	(B) GR-323	Nightstand @ Left - REQUIRED VENDOR/DESIGN
03/31/23		(B) GR-324	Wall Shelf @ Accessible Bathroom - REQUIRED VENDOR/DESIGN

Window Treatment & Drapery

03/31/23	Δ2	(B) GR-400	Blackout & Sheer Roller Shade
03/31/23	Δ2	(B) GR-401	Motorized(ADA) Blackout & Sheer Roller Shade
03/31/23	Δ2	(B) GR-402	Divider Drapery
03/31/23		(B) GR-402.1	Divider Drapery Hardware
03/31/23	Δ2	(B) GR-403	Closet Drapery @ Guest Suite
05/01/23	Δ2	(B) GR-404	ADA Closet Drapery @ Guest Suite
06/23/23		(B) GR-405	ADA Divider Drapery

Artwork & Mirrors

03/31/23	Δ1	(B) GR-500	Art Above Sofa
03/31/23	Δ2	(B) GR-501	Vanity Mirror
06/23/23		(B) GR-501 ALT	Vanity Mirror
03/31/23	Δ2	(B) GR-502	Full Length Mirror
03/31/23	Δ1	(B) GR-503	Art Above Dining Table @ One Bedroom Suite

Bedset/Bedding

03/31/23		(B) GR-600	Queen Mattress Set
03/31/23	Δ2	(B) GR-600.1	Queen Box Spring Cover
03/31/23		(B) GR-601	King Mattress Set
03/31/23	Δ2	(B) GR-601.1	King Box Spring Cover
03/31/23		(B) GR-602	Queen Bed Base
03/31/23		(B) GR-602.ADA	Queen Accessible Bed Base
03/31/23	Δ2	(B) GR-602.1	Queen Bedskirt
03/31/23		(B) GR-603	King Bed Base
03/31/23		(B) GR-603.ADA	King Accessible Bed Base



Index

Project Name: Home2 FF&E Specs

Scheme: (B) Dynamic

Area: Guest Suites

Issue Date	Revision #	Item Number	Item Description
03/31/23	Δ2	(B) GR-603.1	King Bedskirt

Project Name: Home2 FF&E Specs
 Scheme: (B) Dynamic
 Issue Date: March-23
 Revisions:

Item Number: **(B) GR-100**
 Item Name: Ottoman @ Sofa - **REQUIRED**
 Area Name: Guest Suite

Manufacturer:	Brookline	Edgecombe Furniture	Southfield Furniture	Transformations
Address:	4015 Cheyenne Dr. Archdale, NC 279263	310 Staton Rd Greenville, NC 27834	2224 Shore Street High Point, NC 27263	310 Racquet Drive Fort Wayne, IN 46825
Phone:	901-482-6951	252-689-6847	336-434-6220	260-402-5999
Contact:	Bill Cotter	Jenna James	Michael Gulledege	Stu Reynolds
E-mail:	Bill@Brooklinefurniture.com	jjames@cottonbeltinc.com	MichaelGulledege@southfieldfurniture.net	stu@trfurniture.com
Web:	www.brooklinefurniture.com	www.edgecombe.com	www.southfieldfurniture.net	www.transformationshospitality.com

Description: Upholstered Ottoman with Stained Wood Base

Material/Finish: Base Finish: Solid wood stained to match (PL-01) Wilsonart 5th Ave Elm 7966K-12 Soft Grain Texture with Aeon , 20% sheen level

Dimensions: 22"W x 16"D x 18"H

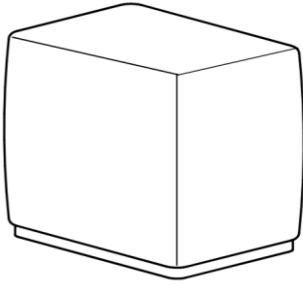
Seat Height: 18"

Seat Cushion Style: Tight

Side Cushion Style: Tight

Cushion Content: All foam, filling and Dacon wrap shall be fire retardent to meet all applicable codes. Must pass NFPA 260/CAL117

COM/COL: Manufacturer: P/Kaufmann
 Pattern: Bria RR Zelig
 Color: Custom Navy
 Finish: Alpha Shield
 Fire Rating: CAL 117-2013, NFPA-260
 Content: 100% PVC
 Width: 54"
 Repeat: 27"H x 18"V
 Double Rubs: 100,000
 Backing: NA
 Railroad: No
 Notes: Heavy Duty Nylon Glides



PL-01

REQUIRED VENDOR, REQUIRED DESIGN

Instructions:

- All quantities to be verified by hotel operator prior to purchasing.
- It is the responsibility of the owner to interpret these specifications for each property.
- All interpretations of the specification MUST be submitted to Hilton Design Review (projecthub.hilton.com) for final approval prior to purchasing or implementation of any material.
- Must be of contract quality and suitable for commercial use.
- COM quantities must be verified by fabricator prior to ordering.
- All materials and methods of construction must comply with all local fire and life safety codes for use in hotels and other public spaces, and Brand Standards.
- All internal hardware (hinges, screws, bolts, etc.) shall be corrosion proof.
- Wood frames to be certified sustainable sources. All stress joints to be connected by double doweled, screwed and glued corner reinforcement.



Project Name: Home2 FF&E Specs
Scheme: (B) Dynamic
Issue Date: March-23

Item Number: **(B) GR-100**
Item Name: Ottoman @ Sofa - **REQUIRED**
Area Name: Guest Suite

Revisions:

- Manufacturer to provide nylon carpet glides when applicable.
- All foam, batting, padding, and Dacron wrap shall be fire retardant to meet all applicable codes.
- Cushions to be adequately vented for displacement of air and to provide increased comfort.
- Ensure that upholstered goods will fit in elevators and through doors prior to commencing fabrication.
- Entire frame and upholstery shall be inspected during the manufacturing and again after final assembly. Tailoring shall be neat, trim and performed in a professional manner.
- Manufacturer to clearly mark each carton with item ID and specification number.
- Manufacturer to include all necessary hardware with each item.

Project Name: Home2 FF&E Specs
 Scheme: (B) Dynamic
 Issue Date: March-23
 Revisions:

Item Number: **(B) GR-101**
 Item Name: Sleeper Sofa - **REQUIRED**
 Area Name: Guest Suite

Manufacturer:	Brookline	Edgecombe Furniture	Southfield Furniture
Address:	4015 Cheyenne Dr. Archdale, NC 279263	310 Staton Rd Greenville, NC 27834	2224 Shore Street High Point, NC 27263
Phone:	901-482-6951	252-689-6847	336-434-6220
Contact:	Bill Cotter	Jenna James	Michael Gulledge
E-mail:	Bill@Brooklinefurniture.com	jjames@cottonbeltinc.com	MichaelGulledge@southfieldfurniture.com
Web:	www.brooklinefurniture.com	www.edgecombe.com	www.southfieldfurniture.net

Description: Sleeper Sofa with Tight Upholstered Back and Reversible Seat Cushions with Self-Welt

Material/Finish: Leg Finish: Solid wood stained to match (PL-01) Wilsonart 5th Ave Elm 7966K-12 Soft Grain Texture with Aeon, 20% sheen level


Dimensions: 73"W x 36"D x 34"H

Arm Height: 26"

Arm Width: 6"

Seat Height: 21"

Seat Depth: 23"



Seat Cushion Style: Loose reversible box cushions with .25" self welt/cording. Cushions to be adequately vented for displacement of air and to provide increased comfort. H; 5" at edge and 6" at crown

Back Cushion Style: Tight upholstery

Cushion Content: Cal 117 Fire Retardant Foam

COM/COL: Manufacturer: Fil Doux



PL-01

Pattern: Santiago
 Color: Day Lily 100470
 Finish: ProTech
 Fire Rating: CAL TB 117-2013, NFPA 260 Class 1, NFPA 701
 Content: 80% Polyester 20% Acrylic
 Width: 54"
 Repeat: None
 Double Rubs: 60,000+
 Backing: Acrylic
 Railroad: No

Notes: Sleeper Mechanism: Leggett & Platt Classic Square 3500-40 model
 Sleeper Mattress: Leggett & Platt 3500 series, ComforCool that is 52"/1.3m wide x 72"/1.8 m long, 6"/150 mm thick, with gel-infused memory foam topper, and fire retardant foam throughout the entire mattress.
 Legs: 3" Diameter x 2" High cylindrical, solid wood leg with heavy duty nylon glides.
 Back of sofa is to be upholstered in denim for installations where back of the sofa is not visible.

REQUIRED VENDOR, REQUIRED DESIGN

Instructions:

- All quantities to be verified by hotel operator prior to purchasing.
- It is the responsibility of the owner to interpret these specifications for each property.



Project Name: Home2 FF&E Specs
Scheme: (B) Dynamic
Issue Date: March-23

Item Number: **(B) GR-101**
Item Name: Sleeper Sofa - **REQUIRED**
Area Name: Guest Suite

Revisions:

- All interpretations of the specification **MUST** be submitted to Hilton Design Review (projecthub.hilton.com) for final approval prior to purchasing or implementation of any material.
- Must be of contract quality and suitable for commercial use.
- COM quantities must be verified by fabricator prior to ordering.
- All materials and methods of construction must comply with all local fire and life safety codes for use in hotels and other public spaces, and Brand Standards.
- All internal hardware (hinges, screws, bolts, etc.) shall be corrosion proof.
- Wood frames to be certified sustainable sources. All stress joints to be connected by double doveled, screwed and glued corner reinforcement.
- Manufacturer to provide nylon carpet glides when applicable.
- All foam, batting, padding, and Dacron wrap shall be fire retardant to meet all applicable codes.
- Cushions to be adequately vented for displacement of air and to provide increased comfort.
- Ensure that upholstered goods will fit in elevators and through doors prior to commencing fabrication.
- Entire frame and upholstery shall be inspected during the manufacturing and again after final assembly. Tailoring shall be neat, trim and performed in a professional manner.
- Manufacturer to clearly mark each carton with item ID and specification number.
- Manufacturer to include all necessary hardware with each item.

Project Name: Home2 FF&E Specs
 Scheme: (B) Dynamic
 Issue Date: March-23
 Revisions:


Item Number: **(B) GR-101 ALT**
 Item Name: Sleeper Sofa - **REQUIRED**
 Area Name: Guest Suite

Manufacturer: **Transformations**
 Address: 310 Racquet Drive
 Fort Wayne, IN 46825
 Phone: 260-402-5999
 Contact: Stu Reynolds
 E-mail: stu@trfurniture.com
 Web: www.transformationshospitality.com

Description: Interlocking Sleeper Sofa with Tight Upholstered Back and Reversible Seat Cushions with Self-Welt for Easy Reupholstery

Material/Finish: Leg Finish: Solid wood stained to match (PL-01)
 Wilsonart 5th Ave Elm 7966K-12 Soft Grain Texture with Aeon, 20% sheen level

Dimensions: 73"W x 36"D x 34"H
 Arm Height: 23"
 Arm Width: 6"
 Seat Height: 21"
 Seat Depth: 23"



Seat Cushion Style: Loose reversible box cushions with .25" self welt/cording. Cushions to be adequately vented for displacement of air and to provide increased comfort. H; 5" at edge and 6" at crown

Back Cushion Style: Tight upholstery
 Cushion Content: Cal 117 Fire Retardant Foam
 COM/COL: Manufacturer: Fil Doux
 Pattern: Santiago
 Color: Day Lily
 Finish: ProTech



PL-01

Fire Rating: CAL TB 117-2013, NFPA 260 Class 1, NFPA 701
 Content: 80% Polyester 20% Acrylic
 Width: 54"
 Repeat: None
 Double Rubs: 60,000+
 Backing: Acrylic
 Railroad: No

Notes: Sleeper Mechanism: Leggett & Platt Classic Square 3500-40 model
 Sleeper Mattress: Leggett & Platt 3500 series, Comforcool that is 52"/1.3 m wide x 72"/1.8 m long, 6"/150 mm thick, with gel-infused memory foam topper, and fire retardant foam throughout the entire mattress.
 Legs: 3" Diameter x 2" High cylindrical, solid wood leg with heavy duty nylon glides.
 Back of sofa is to be upholstered in denim for installations where back of the sofa is not visible.

REQUIRED VENDOR, REQUIRED DESIGN

Instructions:

- All quantities to be verified by hotel operator prior to purchasing.
- It is the responsibility of the owner to interpret these specifications for each property.



Project Name: Home2 FF&E Specs
Scheme: (B) Dynamic
Issue Date: March-23

Item Number: **(B) GR-101 ALT**
Item Name: Sleeper Sofa - **REQUIRED**
Area Name: Guest Suite

Revisions:

- All interpretations of the specification **MUST** be submitted to Hilton Design Review (projecthub.hilton.com) for final approval prior to purchasing or implementation of any material.
- Must be of contract quality and suitable for commercial use.
- COM quantities must be verified by fabricator prior to ordering.
- All materials and methods of construction must comply with all local fire and life safety codes for use in hotels and other public spaces, and Brand Standards.
- All internal hardware (hinges, screws, bolts, etc.) shall be corrosion proof.
- Wood frames to be certified sustainable sources. All stress joints to be connected by double doweled, screwed and glued corner reinforcement.
- Manufacturer to provide nylon carpet glides when applicable.
- All foam, batting, padding, and Dacron wrap shall be fire retardant to meet all applicable codes.
- Cushions to be adequately vented for displacement of air and to provide increased comfort.
- Ensure that upholstered goods will fit in elevators and through doors prior to commencing fabrication.
- Entire frame and upholstery shall be inspected during the manufacturing and again after final assembly. Tailoring shall be neat, trim and performed in a professional manner.
- Manufacturer to clearly mark each carton with item ID and specification number.
- Manufacturer to include all necessary hardware with each item.

Project Name: Home2 FF&E Specs
 Scheme: (B) Dynamic
 Issue Date: March-23
 Revisions: May-23 Δ1

Item Number: **(B) GR-102 Supplier A**
 Item Name: Dining Chair @ One Bedroom Suite - **REQUIRED**
 Area Name: Guest Suite

Manufacturer: **ISA**
 Address: 46 Dufflaw Rd.
 Toronto, ON M6A 2W1 Canada

Phone: 416-782-9100 ext. 229
 Contact: Erik Esteves
 E-mail: erik@havaseat.com
 Web: www.havaseat.com


Description: Wood Dining Chair with Curved Upholstered Seat and Back
 Model Name: Gustav 209-USP/UBP
 Material/Finish: Seat/Back COM, Solid wood stained to match (PL-02) Wilsonart High Line 7970K-18 Linearity Finish with Aeon, 20% sheen level

Dimensions: 19.5"W x 21.5"D x 32"H
 Arm Height: NA
 Seat Height: 18"
 Seat Cushion Style: Tight
 Back Cushion Style: Tight



Cushion Content: All foam, filling and Dacon wrap shall be fire retardant to meet all applicable codes. Must pass NFPA 260/CAL117

COM/COL: Manufacturer: P/Kaufmann
 Pattern: Laney PVC
 Color: Custom Cadet
 Finish: ProTech
 Fire Rating: CAL TB 117-2013, NFPA 260
 Content: 100% Polyester
 Width: 54"
 Repeat: None
 Double Rubs: 200,000
 Backing: 100% Polyester
 Railroad: No
 Notes: Heavy Duty Nylon Glides



PL-02

REQUIRED VENDOR, REQUIRED DESIGN

Instructions:

- All quantities to be verified by hotel operator prior to purchasing.
- It is the responsibility of the owner to interpret these specifications for each property.
- All interpretations of the specification MUST be submitted to Hilton Design Review (projecthub.hilton.com) for final approval prior to purchasing or implementation of any material.
- Must be of contract quality and suitable for commercial use.
- COM quantities must be verified by fabricator prior to ordering.
- All materials and methods of construction must comply with all local fire and life safety codes for use in hotels and other public spaces, and Brand Standards.
- All internal hardware (hinges, screws, bolts, etc.) shall be corrosion proof.



Project Name: Home2 FF&E Specs
Scheme: (B) Dynamic
Issue Date: March-23
Revisions: May-23 Δ1

Item Number: **(B) GR-102 Supplier A**
Item Name: Dining Chair @ One Bedroom Suite - **REQUIRED**
Area Name: Guest Suite

- Wood frames to be certified sustainable sources. All stress joints to be connected by double doveled, screwed and glued corner reinforcement.
- Manufacturer to provide nylon hard surface glides when applicable.
- All foam, batting, padding, and Dacron wrap shall be fire retardant to meet all applicable codes.
- Cushions to be adequately vented for displacement of air and to provide increased comfort.
- Ensure that upholstered goods will fit in elevators and through doors prior to commencing fabrication.
- Entire frame and upholstery shall be inspected during the manufacturing and again after final assembly. Tailoring shall be neat, trim and performed in a professional manner.
- Manufacturer to clearly mark each carton with item ID and specification number.
- Manufacturer to include all necessary hardware with each item.

Project Name: Home2 FF&E Specs
 Scheme: (B) Dynamic
 Issue Date: March-23
 Revisions: May-23 Δ1

Item Number: **(B) GR-102 Supplier B**
 Item Name: Dining Chair @ One Bedroom Suite - **REQUIRED**
 Area Name: Guest Suite

Manufacturer: **Sandler**
 Address: 1201 Peachtree St NE Suite 1625
 Atlanta, GA 30361

Phone: 904-962-1137
 Contact: Kati Schoene
 E-mail: kati@sandlerseating.com
 Web: www.sandlerseating.com

Description: Wood Dining Chair with Curved Upholstered Seat and Back
 Model Name: Model Name: Hellen SE 03
 Material/Finish: Seat/Back COM, Solid wood stained to match (PL-02) Wilsonart High Line 7970K-18 Linearity Finish with Aeon, 20% sheen level
 Dimensions: 21.7"W x 21.7"D x 32.5"H
 Arm Height: NA
 Seat Height: 18.3"
 Seat Cushion Style: Tight
 Back Cushion Style: Tight
 Cushion Content: All foam, fiilling and Dacon wrap shall be fire retardent to meet all applicable codes. Must pass NFPA 260/CAL117
 COM/COL: Manufacturer: P/Kaufmann
 Pattern: Laney PVC
 Color: Custom Cadet
 Finish: ProTech
 Fire Rating: CAL TB 117-2013, NFPA 260
 Content: 100% Polyester
 Width: 54"
 Repeat: None
 Double Rubs: 200,000
 Backing: 100% Polyester
 Railroad: No
 Notes: Heavy Duty Nylon Glides



PL-02

REQUIRED VENDOR, REQUIRED DESIGN

Instructions:

- All quantities to be verified by hotel operator prior to purchasing.
- It is the responsibility of the owner to interpret these specifications for each property.
- All interpretations of the specification MUST be submitted to Hilton Design Review (projecthub.hilton.com) for final approval prior to purchasing or implementation of any material.
- Must be of contract quality and suitable for commercial use.
- COM quantities must be verified by fabricator prior to ordering.
- All materials and methods of construction must comply with all local fire and life safety codes for use in hotels and other public spaces, and Brand Standards.
- All internal hardware (hinges, screws, bolts, etc.) shall be corrosion proof.



Project Name: Home2 FF&E Specs
Scheme: (B) Dynamic
Issue Date: March-23
Revisions: May-23 Δ1

Item Number: **(B) GR-102 Supplier B**
Item Name: Dining Chair @ One Bedroom Suite - **REQUIRED**
Area Name: Guest Suite

- Wood frames to be certified sustainable sources. All stress joints to be connected by double doveled, screwed and glued corner reinforcement.
- Manufacturer to provide nylon hard surface glides when applicable.
- All foam, batting, padding, and Dacron wrap shall be fire retardant to meet all applicable codes.
- Cushions to be adequately vented for displacement of air and to provide increased comfort.
- Ensure that upholstered goods will fit in elevators and through doors prior to commencing fabrication.
- Entire frame and upholstery shall be inspected during the manufacturing and again after final assembly. Tailoring shall be neat, trim and performed in a professional manner.
- Manufacturer to clearly mark each carton with item ID and specification number.
- Manufacturer to include all necessary hardware with each item.

Project Name:	Home2 FF&E Specs	Item Number:	(B) GR-103
Scheme:	(B) Dynamic	Item Name:	Ergonomic Task Chair - REQUIRED
Issue Date:	March-23	Area Name:	Guest Suite
Revisions:	May-23 Δ1		

Manufacturer: Humanscale Corporation
Address: 535 Anton Blvd, Suite 160 Costa Mesa, CA 92626
Phone: 714.290.0847
Contact: Peter Hart
E-mail: phart@humanscale.com
Web: www.humanscale.com

Description: Task Chair @ Guest Suites with Mesh Back and Upholstered Seat

Model Name: Diffrient World®

Material/Finish: Back: Mesh Pinstripe - Crimson
 Seat: Lotus - Lucky Red Finish: Black

Dimensions: Overall: 26" W x 36.5" D x 41.5" H

Arm Height: 23.8"-32" H (adjustable)

Seat Height: 16"-21" H (adjustable)

Seat Depth: 16.5"-20" D

Seat Cushion Style: Fabric w/ frameless front edge; upholstered polyurethane foam seat cushion


Back Cushion Style: Non-stretch mesh w/ frameless front edge; upholstered polyurethane foam seat cushion

Cushion Content: Form sensing non-stretch mesh upholstered over polyurethane foam seat cushion

Seat Back: Form sensing non-stretch tri-panel mesh

COM/COL: NA

Notes: Five star base with hydraulic gas lift and heavy duty black nylon casters.



Back



Seat

REQUIRED VENDOR, REQUIRED DESIGN

Instructions:

- All quantities to be verified by hotel operator prior to purchasing.
- It is the responsibility of the owner to interpret these specifications for each property.
- All interpretations of the specification MUST be submitted to Hilton Design Review (projecthub.hilton.com) for final approval prior to purchasing or implementation of any material.
- Must be of contract quality and suitable for commercial use.
- COM quantities must be verified by fabricator prior to ordering.
- All materials and methods of construction must comply with all local fire and life safety codes for use in hotels and other public spaces, and Brand Standards.
- All internal hardware (hinges, screws, bolts, etc.) shall be corrosion proof.
- Wood frames to be certified sustainable sources. All stress joints to be connected by double doweled, screwed and glued corner reinforcement.
- Manufacturer to provide nylon carpet glides when applicable.
- All foam, batting, padding, and Dacron wrap shall be fire retardant to meet all applicable codes.
- Cushions to be adequately vented for displacement of air and to provide increased comfort.



Project Name: Home2 FF&E Specs
Scheme: (B) Dynamic
Issue Date: March-23
Revisions: May-23 Δ1

Item Number: **(B) GR-103**
Item Name: Ergonomic Task Chair -
REQUIRED
Area Name: Guest Suite

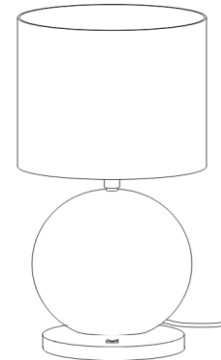
- Ensure that upholstered goods will fit in elevators and through doors prior to commencing fabrication.
- Entire frame and upholstery shall be inspected during the manufacturing and again after final assembly. Tailoring shall be neat, trim and performed in a professional manner.
- Manufacturer to clearly mark each carton with item ID and specification number.
- Manufacturer to include all necessary hardware with each item.

Project Name: Home2 FF&E Specs
 Scheme: (B) Dynamic
 Issue Date: March-23
 Revisions: May-23 Δ1

Item Number: **(B) GR-200**
 Item Name: Side Table Lamp - **REQUIRED**
 Area Name: Guest Suite

Manufacturer:	Arkansas Lighting	Illumination Lighting	Trinity Lighting
Address:	1701 South 28th Street Van Buren, AR 72956	2300 Victoria Ave Lachine, Quebec H8S 1Z3	2902 Quality Way Jonesboro, AR 72401
Phone:	479-474-0876	514-634-7200 ext 225	870-972-1177
Contact:	Maria Gunter	Annette Serrao	Sonja Hutchison
E-mail:	mgunter@arkansaslighting.com	annette@illuminationlighting.com	shutchison@trinitylighting.com
Web:	www.arkansaslighting.com	www.illuminationlighting.com	www.trinitylighting.com

Description: Round Table Lamp with Round Base and Tapered Shade
 Dimensions: 6" Dia.(at Base) x 10.5"D x 21"H
 Finish: To match RAL 9011 Graphite Black in matte finish, Base finish to match Tiger Drylac Sparkle Silver Glossy 49/90450
 Switch Type: On/Off Accessible rocker switch at base, Finish: Black
 Cord Length: 72"
 Cord Color: Clear/Silver
 Plug Type: 90°/Right angle plug
 Lamp Type: A15 LED, E26 Medium Socket, 2700K
 Lamp Wattage: 8.5W
 Lamp Quantity: 1
 UL Listing: Fixture must be U.L. listed and so labeled
 Shade/Diffuser Style: Fixed drum shade
 Shade/Diff. Material: White linen wrapped shade with rolled edges
 Shade/Diff. Dims.: Top" 9 1/2" Dia. X Bottom 11 3/4" Dia. x 10"H
 Lamp Base: Base to feature felt protective non-skid padding secured to bottom. Base to be weighted.
 Dimmer: No
 Notes:



Lamp Body Finish



Base Finish

REQUIRED VENDOR, REQUIRED DESIGN

Instructions:

- All quantities to be verified by hotel operator prior to purchasing.
- It is the responsibility of the owner to interpret these specifications for each property.
- All interpretations of the specification MUST be submitted to Hilton Design Review (projecthub.hilton.com) for final
- Must be of contract quality and suitable for commercial use.
- All materials and methods of construction must comply with all local fire and life safety codes and Brand Standards.
- Fixture must be U.L. Listed and so labeled. Manufacturer is responsible for submitting all technical specifications for fire safety, UL standards, and any other specifications that are required to comply with local and state fire codes.
- Manufacturer/Fabricator to confirm weight of fixture.
- Show all pieces in scaled shop drawings. Entire fixture shall be inspected during the manufacturing and again after final assembly.
- Manufacturer to clearly mark each carton with item ID and specification number.

Project Name: Home2 FF&E Specs
 Scheme: (B) Dynamic
 Issue Date: March-23
 Revisions: May-23 Δ1

Item Number: **(B) GR-201**
 Item Name: Desk Lamp - **REQUIRED**
 Area Name: Guest Suite

Manufacturer:	Arkansas Lighting	Illumination Lighting	Trinity Lighting
Address:	1701 South 28th Street Van Buren, AR 72956	2300 Victoria Ave Lachine, Quebec H8S 1Z3	2902 Quality Way Jonesboro, AR 72401
Phone:	479-474-0876	514-634-7200 ext 225	870-972-1177
Contact:	Maria Gunter	Annette Serrao	Sonja Hutchison
E-mail:	mgunter@arkansaslighting.com	annette@illuminationlighting.com	shutchison@trinitylighting.com
Web:	www.arkansaslighting.com	www.illuminationlighting.com	www.trinitylighting.com

Description: Articulated Lamp @ Desk
 Dimensions: 6" Dia Base x 11 1/2"D x 18"H
 Finish: Base Plate, Shade Band and Stem: To match RAL 9011 Graphite Black in matte finish
 Switch Type: On/Off Accessible rocker switch at base, Finish: Black
 Cord Length: 72"
 Cord Color: Clear/Silver
 Plug Type: 90°/Right angle plug
 Lamp Type: A15 LED, E26 Medium Socket, 2700K
 Lamp Wattage: 10W
 Lamp Quantity: 1
 UL Listing: Fixture must be U.L. listed and so labeled
 Shade/Diffuser Style: Articulated Shade, allow 30 degree tilt Up/Down
 Shade/Diff. Material: Frosted, matte, white acrylic shade
 Shade/Diff. Dims.: 5" Dia. x 8" H
 Lamp Base: Base to feature felt protective non-skid padding secured to bottom. Base to be weighted.
 Dimmer: No
 Notes:



REQUIRED VENDOR, REQUIRED DESIGN

Instructions:

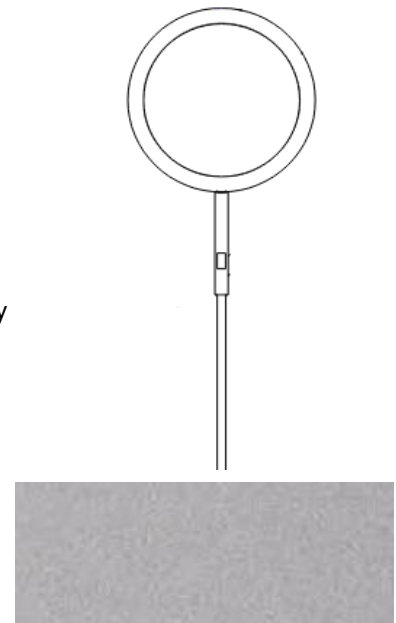
- All quantities to be verified by hotel operator prior to purchasing.
- It is the responsibility of the owner to interpret these specifications for each property.
- All interpretations of the specification MUST be submitted to Hilton Design Review (projecthub.hilton.com) for final approval prior to purchasing or implementation of any material.
- Must be of contract quality and suitable for commercial use.
- All materials and methods of construction must comply with all local fire and life safety codes and Brand Standards.
- Fixture must be U.L. Listed and so labeled. Manufacturer is responsible for submitting all technical specifications for fire safety, UL standards, and any other specifications that are required to comply with local and state fire codes.
- Manufacturer/Fabricator to confirm weight of fixture.
- Show all pieces in scaled shop drawings. Entire fixture shall be inspected during the manufacturing and again after final assembly.
- Manufacturer to clearly mark each carton with item ID and specification number.

Project Name: Home2 FF&E Specs
 Scheme: (B) Dynamic
 Issue Date: March-23
 Revisions: May-23 Δ1

Item Number: **(B) GR-202**
 Item Name: Nightstand Sconce - **REQUIRED**
 Area Name: Guest Suite

Manufacturer:	Arkansas Lighting	Illumination Lighting	Trinity Lighting
Address:	1701 South 28th Street Van Buren, AR 72956	2300 Victoria Ave Lachine, Quebec H8S 1Z3	2902 Quality Way Jonesboro, AR 72401
Phone:	479-474-0876	514-634-7200 ext 225	870-972-1177
Contact:	Maria Gunter	Annette Serrao	Sonja Hutchison
E-mail:	mgunter@arkansaslighting.com	annette@illuminationlighting.com	shutchison@trinitylighting.com
Web:	www.arkansaslighting.com	www.illuminationlighting.com	www.trinitylighting.com

Description: Wall Mounted Sconce at Nightstand
 Dimensions: 6" Dia. x 4"D x 9" H
 Finish: Back Plate and Stem: To match Tiger Drylac Sparkle Silver Glossy 49/90450
 Switch Type: On/Off Accessible Rocker switch at stem, Black Finish
 Cord Length: 72" from exit to plug
 Cord Color: Clear/Silver
 Plug Type: 90°/Right angle plug
 Cord Cover: Provide cord cover, color to match Tiger Drylac Sparkle Silver Glossy 49/90450. Cord cover length 18".
 Lamp Type: Replaceable LED Board, 2700K
 Lamp Wattage: 10W
 Lamp Quantity: 1
 UL Listing: Fixture must be U.L. listed and so labeled
 Shade/Diff. Material: Frosted White Acrylic with Matte Finish
 Shade/Diff. Dims.: 4"D x 6"H
 Installation Type: Wall mounted. Mounting plate to be provided by manufacturer.
 Suspension Info: To be mounted at 52" OC AFF
 Dimmer: No
 Notes:



REQUIRED VENDOR, REQUIRED DESIGN

Instructions:

- All quantities to be verified by hotel operator prior to purchasing.
- It is the responsibility of the owner to interpret these specifications for each property.
- All interpretations of the specification MUST be submitted to Hilton Design Review (projecthub.hilton.com) for final approval prior to purchasing or implementation of any material.
- Must be of contract quality and suitable for commercial use.
- All materials and methods of construction must comply with all local fire and life safety codes and Brand Standards.
- Fixture must be U.L. Listed and so labeled. Manufacturer is responsible for submitting all technical specifications for fire safety, UL standards, and any other specifications that are required to comply with local and state fire codes.
- Manufacturer/Fabricator to confirm weight of fixture.
- Manufacturer/Fabricator to verify installation method and hanging points.



Project Name: Home2 FF&E Specs
Scheme: (B) Dynamic
Issue Date: March-23
Revisions: May-23 Δ1

Item Number: **(B) GR-202**
Item Name: Nightstand Sconce - **REQUIRED**
Area Name: Guest Suite

-
- Show all pieces in scaled shop drawings. Entire fixture shall be inspected during the manufacturing and again after final assembly.
 - Manufacturer to clearly mark each carton with item ID and specification number.

Project Name: Home2 FF&E Specs
 Scheme: (B) Dynamic
 Issue Date: March-23
 Revisions: May-23 Δ1

Item Number: **(B) GR-203**
 Item Name: Vanity Sconce - **REQUIRED**
 Area Name: Guest Suite

Manufacturer:	Arkansas Lighting	Illumination Lighting	Trinity Lighting
Address:	1701 South 28th Street Van Buren, AR 72956	2300 Victoria Ave Lachine, Quebec H8S 1Z3	2902 Quality Way Jonesboro, AR 72401
Phone:	479-474-0876	514-634-7200 ext 225	870-972-1177
Contact:	Maria Gunter	Annette Serrao	Sonja Hutchison
E-mail:	mgunter@arkansaslighting.com	annette@illuminationlighting.com	shutchison@trinitylighting.com
Web:	www.arkansaslighting.com	www.illuminationlighting.com	www.trinitylighting.com

Description: Wall Sconce @ Vanity
 Dimensions: 48" W x 2.5" D x 5" H
 Finish: To match Tiger Drylac Sparkle Silver Glossy 49/90450
 Switch Type: Hardwired
 Cord Length: NA
 Cord Color: NA
 Lamp Type: Replaceable LED Board, 3000K
 Lamp Wattage: 24W
 Lamp Quantity: 1
 UL Listing: Fixture must be U.L. listed and so labeled
 Shade/Diff. Material: Frosted, matte, white acrylic shade
 Shade/Diff. Dims.: NA
 Suspension Info: Refer to architectural drawings
 Dimmer: No
 Notes: Manufacturer to provide mounting hardware. Coordinate location of fixture's electrical feed with location of j-box and architectural field conditions.



REQUIRED VENDOR, REQUIRED DESIGN

Instructions:

- All quantities to be verified by hotel operator prior to purchasing.
- It is the responsibility of the owner to interpret these specifications for each property.
- All interpretations of the specification MUST be submitted to Hilton Design Review (projecthub.hilton.com) for final approval prior to purchasing or implementation of any material.
- Must be of contract quality and suitable for commercial use.
- All materials and methods of construction must comply with all local fire and life safety codes and Brand Standards.
- Fixture must be U.L. Listed and so labeled. Manufacturer is responsible for submitting all technical specifications for fire safety, UL standards, and any other specifications that are required to comply with local and state fire codes.
- Manufacturer/Fabricator to confirm weight of fixture.
- Manufacturer/Fabricator to verify installation method and hanging points.
- Show all pieces in scaled shop drawings. Entire fixture shall be inspected during the manufacturing and again after final assembly.
- Manufacturer to clearly mark each carton with item ID and specification number.

Project Name: Home2 FF&E Specs
 Scheme: (B) Dynamic
 Issue Date: March-23
 Revisions: May-23 Δ1

Item Number: **(B) GR-204**
 Item Name: Sconce @ Wall Hooks - **REQUIRED**
 Area Name: Guest Suite

Manufacturer:	Arkansas Lighting	Illumination Lighting	Trinity Lighting
Address:	1701 South 28th Street Van Buren, AR 72956	2300 Victoria Ave Lachine, Quebec H8S 1Z3	2902 Quality Way Jonesboro, AR 72401
Phone:	479-474-0876	514-634-7200 ext 225	870-972-1177
Contact:	Maria Gunter	Annette Serrao	Sonja Hutchison
E-mail:	mgunter@arkansaslighting.com	annette@illuminationlighting.com	shutchison@trinitylighting.com
Web:	www.arkansaslighting.com	www.illuminationlighting.com	www.trinitylighting.com

Description: Casgood Mounted, Corded Sconce with Changeable Accent Trim

Dimensions: 7 3/4" D x 5" W x 10 7/16" H, Back Plate Max Height: 4.5" H

Finish: Back Plate: To match Tiger Drylac Sparkle Silver Glossy 49/90450, Accent Banding: To match RAL 9011 Graphite Black in matte finish

Switch Type: On/Off Accessible Rocker switch located at lower side of fixture, Finish: Black

Cord Length: 72"

Cord Color: Clear/Silver

Plug Type: 90°/Right angle plug

Lamp Type: A15 LED, E26 Medium Socket, 2700K

Lamp Wattage: 8.5W

Lamp Quantity: 1

UL Listing: Fixture must be U.L. listed and so labeled

Shade/Diffuser Style: Fixed shade with acrylic top and bottom diffuser


Shade/Diff. Material: Frosted, matte, white acrylic shade and matching diffuser

Shade/Diff. Dims.: 4" Top Dia., 5" Bottom Dia. x 6" H

Suspension Info: Coordinate with Working Wall and refer to architectural drawings

Dimmer: No

Notes:



Backplate Finish

Accent Finish

REQUIRED VENDOR, REQUIRED DESIGN

Instructions:


- All quantities to be verified by hotel operator prior to purchasing.
- It is the responsibility of the owner to interpret these specifications for each property.
- All interpretations of the specification MUST be submitted to Hilton Design Review (projecthub.hilton.com) for final approval prior to purchasing or implementation of any material.
- Must be of contract quality and suitable for commercial use.
- All materials and methods of construction must comply with all local fire and life safety codes and Brand Standards.
- Fixture must be U.L. Listed and so labeled. Manufacturer is responsible for submitting all technical specifications for fire safety, UL standards, and any other specifications that are required to comply with local and state fire codes.
- Manufacturer/Fabricator to confirm weight of fixture.
- Manufacturer/Fabricator to verify installation method and hanging points.
- Show all pieces in scaled shop drawings. Entire fixture shall be inspected during the manufacturing and again after final assembly.
- Manufacturer to clearly mark each carton with item ID and specification number.

Project Name: Home2 FF&E Specs
 Scheme: (B) Dynamic
 Issue Date: March-23
 Revisions: May-23 Δ1

Item Number: **(B) GR-205**
 Item Name: Floor Lamp - **REQUIRED**
 Area Name: Guest Suite

Manufacturer:	Arkansas Lighting	Illumination Lighting	Trinity Lighting
Address:	1701 South 28th Street Van Buren, AR 72956	2300 Victoria Ave Lachine, Quebec H8S 1Z3	2902 Quality Way Jonesboro, AR 72401
Phone:	479-474-0876	514-634-7200 ext 225	870-972-1177
Contact:	Maria Gunter	Annette Serrao	Sonja Hutchison
E-mail:	mgunter@arkansaslighting.com	annette@illuminationlighting.com	shutchison@trinitylighting.com
Web:	www.arkansaslighting.com	www.illuminationlighting.com	www.trinitylighting.com

Description: Floor Lamp @ Guestroom Sleeper Sofa
 Dimensions: 12"W x 17"D x 60"H
 Finish: Base Plate & Stem: To match RAL 9011 Graphite Black in matte finish
 Switch Type: On/Off Accessible mini rocker base switch on stem, 36" above base.
 Finish: Black
 Cord Length: 72"
 Cord Color: Clear/Silver
 Plug Type: 90°/Right angle plug
 Lamp Type: A15 LED, E26 Medium Socket, 2700K
 Lamp Wattage: 10W
 Lamp Quantity: 1
 UL Listing: Fixture must be U.L. listed and so labeled
 Shade/Diff. Material: White linen wrapped shade with rolled edges
 Shade/Diff. Dims.: Top" 9 1/2" Dia. X Bottom 11 3/4" Dia. x 14"H
 Lamp Base: Base to feature felt protective non-skid padding secured to bottom.
 Base to be weighted.
 Dimmer: No
 Notes:



REQUIRED VENDOR, REQUIRED DESIGN

Instructions:

- All quantities to be verified by hotel operator prior to purchasing.
- It is the responsibility of the owner to interpret these specifications for each property.
- All interpretations of the specification MUST be submitted to Hilton Design Review (projecthub.hilton.com) for final approval prior to purchasing or implementation of any material.
- Must be of contract quality and suitable for commercial use.
- All materials and methods of construction must comply with all local fire and life safety codes and Brand Standards.
- Fixture must be U.L. Listed and so labeled. Manufacturer is responsible for submitting all technical specifications for fire safety, UL standards, and any other specifications that are required to comply with local and state fire codes.
- Manufacturer/Fabricator to confirm weight of fixture.
- Show all pieces in scaled shop drawings. Entire fixture shall be inspected during the manufacturing and again after final assembly.
- Manufacturer to clearly mark each carton with item ID and specification number.

Project Name: Home2 Prototype FF&E Specifications Item Number: **(B) GR-206**
 Scheme: B-Dynamic Item Name: Table Lamp @ Accessible Working Wall - **REQUIRED**
 Issue Date: March-23 Area Name: Guest Suite
 Revisions: May-23 Δ1

Manufacturer:	Arkansas Lighting	Illumination Lighting	Trinity Lighting
Address:	1701 South 28th Street Van Buren, AR 72956	2300 Victoria Ave Lachine, Quebec H8S 1Z3	2902 Quality Way Jonesboro, AR 72401
Phone:	479-474-0876	514-634-7200 ext 225	870-972-1177
Contact:	Maria Gunter	Annette Serrao	Sonja Hutchison
E-mail:	mgunter@arkansaslighting.com	annette@illuminationlighting.com	shutchison@trinitylighting.com
Web:	www.arkansaslighting.com	www.illuminationlighting.com	www.trinitylighting.com

Description: Fluted Lamp at King and Queen Queen Accessible Working Wall
 Overall Dimensions: 6"Dia. (at Base) x 12" D x 21"H
 Finish: To match RAL 9011 Graphite Black in matte finish, Base finish to match Tiger Drylac Sparkle Silver Glossy 49/90450
 Switch Type: On/Off Accessible rocker switch at base, Finish: Black
 Cord Length: 72"
 Cord Color: Clear/Silver
 Plug Type: 90°/Right angle plug
 Lamp Type: A15 LED, E26 medium socket 2700K
 Lamp Wattage: 8.5W
 Lamp Quantity: 1
 UL Listing: Fixture must be U.L. listed and so labeled
 Shade/Diff. Style: Seamless tapered drum shade
 Shade/Diff. Material: White linen wrapped shade with rolled edges
 Shade/Diff. Dims.: Top: 11" Dia. X Bottom: 12"Dia. X 10"H
 Lamp Base: Base to feature felt protective non-skid padding secured to bottom. Base to be weighted.
 Dimmer: No
 Notes: Provide integrated cord management concealed in lamp base.



Lamp Body Finish

Base Finish

REQUIRED VENDOR, REQUIRED DESIGN

Instructions:

- All quantities to be verified by hotel operator prior to purchasing.
- It is the responsibility of the owner to interpret these specifications for each property.
- All interpretations of the specification MUST be submitted to Hilton Design Review (projecthub.hilton.com) for final approval prior to purchasing or implementation of any material.
- Must be of contract quality and suitable for commercial use.
- All materials and methods of construction must comply with all local fire and life safety codes and Brand Standards.
- Fixture must be U.L. Listed and so labeled. Manufacturer is responsible for submitting all technical specifications for fire safety, UL standards, and any other specifications that are required to comply with local and state fire codes.
- Manufacturer/Fabricator to confirm weight of fixture.
- Show all pieces in scaled shop drawings. Entire fixture shall be inspected during the manufacturing and again after final assembly.
- Manufacturer to clearly mark each carton with item ID and specification number.

Project Name: Home2 FF&E Specs
 Scheme: (B) Dynamic
 Issue Date: March-23
 Revisions: May-23 Δ1

Item Number: **(B) GR-207**
 Item Name: Nightstand Sconce @ Queen
 Queen Center - **REQUIRED**
 Area Name: Guest Suite

Manufacturer:	Arkansas Lighting	Illumination Lighting	Trinity Lighting
Address:	1701 South 28th Street Van Buren, AR 72956	2300 Victoria Ave Lachine, Quebec H8S 1Z3	2902 Quality Way Jonesboro, AR 72401
Phone:	479-474-0876	514-634-7200 ext 225	870-972-1177
Contact:	Maria Gunter	Annette Serrao	Sonja Hutchison
E-mail:	mgunter@arkansaslighting.com	annette@illuminationlighting.com	shutchison@trinitylighting.com
Web:	www.arkansaslighting.com	www.illuminationlighting.com	www.trinitylighting.com

Description: Wall Mounted Sconce at Nightstand with 2 Shades, Cords from Stems Join to Become One Plug-in Cord

Dimensions: 20"OAW x 30" OAH, Each 6" Dia. x 4"D x 9" H

Finish: Back Plate and Stem: To match Tiger Drylac Sparkle Silver Glossy 49/90450

Switch Type: On/Off Accessible Rocker switch at stems, Black Finish

Cord Length: 72" from join to plug

Cord Color: Clear/Silver

Plug Type: 90°/Right angle plug

Cord Cover: Provide cord cover, color to match Tiger Drylac Sparkle Silver Glossy 49/90450. Cord cover length 20".

Lamp Type: Replaceable LED Board, 2700K

Lamp Wattage: 10W each, 20W total

Lamp Quantity: 2 (1 per shade)

UL Listing: Fixture must be U.L. listed and so labeled

Shade/Diff. Material: Frosted White Acrylic with Matte Finish


Shade/Diff. Dims.: 4"D x 6"H

Installation Type: Wall mounted. Mounting plate to be provided by manufacturer.

Suspension Info: To be mounted at 52" OC AFF

Dimmer: No

Notes:



REQUIRED VENDOR, REQUIRED DESIGN

Instructions:

- All quantities to be verified by hotel operator prior to purchasing.
- It is the responsibility of the owner to interpret these specifications for each property.
- All interpretations of the specification MUST be submitted to Hilton Design Review (projecthub.hilton.com) for final approval prior to purchasing or implementation of any material.
- Must be of contract quality and suitable for commercial use.
- All materials and methods of construction must comply with all local fire and life safety codes and Brand Standards.
- Fixture must be U.L. Listed and so labeled. Manufacturer is responsible for submitting all technical specifications for fire safety, UL standards, and any other specifications that are required to comply with local and state fire codes.
- Manufacturer/Fabricator to confirm weight of fixture.
- Manufacturer/Fabricator to verify installation method and hanging points.



Project Name: Home2 FF&E Specs
Scheme: (B) Dynamic
Issue Date: March-23
Revisions: May-23 Δ1

Item Number: **(B) GR-207**
Item Name: Nightstand Sconce @ Queen
Queen Center - **REQUIRED**
Area Name: Guest Suite

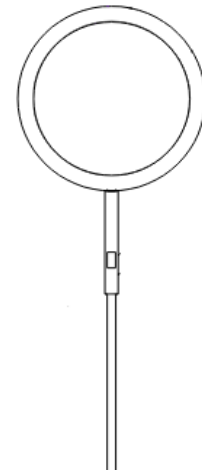
- Show all pieces in scaled shop drawings. Entire fixture shall be inspected during the manufacturing and again after final assembly.
- Manufacturer to clearly mark each carton with item ID and specification number.

Project Name: Home2 FF&E Specs
 Scheme: (B) Dynamic
 Issue Date: March-23
 Revisions: May-23 Δ1

Item Number: **(B) GR-208**
 Item Name: Nightstand Sconce @ Queen
 Queen Side - **REQUIRED**
 Area Name: Guest Suite

Manufacturer:	Arkansas Lighting	Illumination Lighting	Trinity Lighting
Address:	1701 South 28th Street Van Buren, AR 72956	2300 Victoria Ave Lachine, Quebec H8S 1Z3	2902 Quality Way Jonesboro, AR 72401
Phone:	479-474-0876	514-634-7200 ext 225	870-972-1177
Contact:	Maria Gunter	Annette Serrao	Sonja Hutchison
E-mail:	mgunter@arkansaslighting.com	annette@illuminationlighting.com	shutchison@trinitylighting.com
Web:	www.arkansaslighting.com	www.illuminationlighting.com	www.trinitylighting.com

Description: Wall Mounted Sconce at Nightstand
 Dimensions: 6" Dia. x 4"D x 9" H
 Finish: Back Plate and Stem: To match Tiger Drylac Sparkle Silver Glossy 49/90450
 Switch Type: On/Off Accessible Rocker switch at stem, Black Finish
 Cord Length: 72" from exit to plug
 Cord Color: Clear/Silver
 Plug Type: 90°/Right angle plug
 Cord Cover: Provide cord cover, color to match Tiger Drylac Sparkle Silver Glossy 49/90450. Cord cover length 24". Cover to accommodate entire cord length.
 Lamp Type: Replaceable LED Board, 2700K
 Lamp Wattage: 10W
 Lamp Quantity: 1
 UL Listing: Fixture must be U.L. listed and so labeled
 Shade/Diff. Material: Frosted White Acrylic with Matte Finish
 Shade/Diff. Dims.: 4"D x 6"H
 Installation Type: Wall mounted. Mounting plate to be provided by manufacturer.
 Suspension Info: To be mounted at 52" OC AFF
 Dimmer: No
 Notes:



REQUIRED VENDOR, REQUIRED DESIGN

Instructions:

- All quantities to be verified by hotel operator prior to purchasing.
- It is the responsibility of the owner to interpret these specifications for each property.
- All interpretations of the specification MUST be submitted to Hilton Design Review (projecthub.hilton.com) for final approval prior to purchasing or implementation of any material.
- Must be of contract quality and suitable for commercial use.
- All materials and methods of construction must comply with all local fire and life safety codes and Brand Standards.
- Fixture must be U.L. Listed and so labeled. Manufacturer is responsible for submitting all technical specifications for fire safety, UL standards, and any other specifications that are required to comply with local and state fire codes.
- Manufacturer/Fabricator to confirm weight of fixture.
- Manufacturer/Fabricator to verify installation method and hanging points.



Project Name: Home2 FF&E Specs
Scheme: (B) Dynamic
Issue Date: March-23
Revisions: May-23 Δ1

Item Number: **(B) GR-208**
Item Name: Nightstand Sconce @ Queen
Queen Side - **REQUIRED**
Area Name: Guest Suite


- Show all pieces in scaled shop drawings. Entire fixture shall be inspected during the manufacturing and again after final assembly.
- Manufacturer to clearly mark each carton with item ID and specification number.

Project Name: Home2 FF&E Specs
 Scheme: (B) Dynamic
 Issue Date: March-23
 Revisions: May-23 Δ1

Item Number: **(B) GR-300**
 Item Name: Queen Headboard - **REQUIRED**
 Area Name: Guest Suite

Manufacturer:	Foliot Furniture Inc.	Prime Hospitality
Address:	7000 Placid Street Las Vegas, NV 89119	2000 Remke Ave. Lawrenceburg, TN 38464
Phone:	877-613-0992	931-762-5800
Contact:	Karen Cox	Jim Donnelly
E-mail:	kcox@foliot.com	jim@primehospitalitygroup.com
Web:	www.foliot.com	www.primehospitalitygroup.com

Description: Rectangular Upholstered Headboard @ Queen
 Dimensions: 62"W x 1.5"D x 36"H
 Edge Detail: Upholstered, fully wrapped
 COM/COL: Manufacturer: Fil-Doux
 Pattern: Splendor
 Color: Luxe Lilac 100270
 Finish: Pro-Tech
 Fire Rating: CAL TB 117-2013, NFPA 260 Class 1
 Content: 100% Otratex (Sustainable degradable vinyl)
 Width: 54"
 Repeat: None
 Double Rubs: 200,000+
 Backing: 100% Recycled Polyester Knit
 Railroad: No
 Mounting Height: Refer to architectural drawings; nightstands height and mattress height to be closely coordinated to meet Hilton Standards.
 Notes: Manufacturer to provide necessary support hanging hardware to support 250 lb minimum. Manufacturer responsible for method of attachment.



REQUIRED VENDOR, REQUIRED DESIGN

Instructions:

- All quantities to be verified by hotel operator prior to purchasing.
- It is the responsibility of the owner to interpret these specifications for each property.
- All interpretations of the specification MUST be submitted to Hilton Design Review (projecthub.hilton.com) for final approval prior to purchasing or implementation of any material.
- Must be of contract quality and suitable for commercial use.
- All materials and methods of construction must comply with all local fire and life safety codes and Brand Standards.
- Manufacturer to provide all necessary hardware for each item. All internal hardware (hinges, screws, bolts, etc.) shall be corrosion proof.
- Major joints as needed shall utilize lap joints or double doweled construction with corner blocks. Glue and staples are used to reinforce the joinery.
- Metal fasteners should be used where appropriate to ensure commercial frame strength.
- Manufacturer to verify all necessary parts, hardware and dimensions required for assembly.
- All wood to be kiln dried and treated to be insect and vermin free.
- Ensure that all pieces will fit in elevators and through doors prior to commencing fabrication.



Project Name: Home2 FF&E Specs
Scheme: (B) Dynamic
Issue Date: March-23
Revisions: May-23 Δ1

Item Number: **(B) GR-300**
Item Name: Queen Headboard - **REQUIRED**
Area Name: Guest Suite


- Show all pieces in shop drawings. Provide reproducible scaled shop drawings to Hotel Operator Representative prior to production.
- Provide clear alcohol and water-resistant penetrating sealer as required at wood.
- Solid hardwood frames to be certified sustainable sources. All stress joints to be connected by double doweled, screwed and glued corner reinforcement.
- All corners of metal frame to be mitered; All welds to be filled and fully finished; Grind and smooth all edges; No visible welds, seams, or burn marks; Seal as required.
- Finish goods containing composite wood products must comply with California Code of Regulations 93120. Product and carton will be labeled in accordance with this regulation.
- Manufacturer to clearly mark each carton with item ID and specification number.

Project Name: Home2 FF&E Specs
 Scheme: (B) Dynamic
 Issue Date: March-23
 Revisions: May-23 Δ1

Item Number: **(B) GR-301**
 Item Name: King Headboard - **REQUIRED**
 Area Name: Guest Suite

Manufacturer:	Foliot Furniture Inc.	Prime Hospitality
Address:	7000 Placid Street Las Vegas, NV 89119	2000 Remke Ave. Lawrenceburg, TN 38464
Phone:	877-613-0992	931-762-5800
Contact:	Karen Cox	Jim Donnelly
E-mail:	kcox@foliot.com	jim@primehospitalitygroup.com
Web:	www.foliot.com	www.primehospitalitygroup.com

Description: Rectangular Upholstered Headboard @ King
 Dimensions: 76"W x 1.5"D x 36"H
 Edge Detail: Upholstered
 COM/COL: Manufacturer: Fil-Doux
 Pattern: Splendor
 Color: Luxe Lilac 100270
 Finish: Pro-Tech
 Fire Rating: CAL TB 117-2013, NFPA 260 Class 1
 Content: 100% Otratex (Sustainable degradable vinyl)
 Width: 54"
 Repeat: None
 Double Rubs: 200,000+
 Backing: 100% Recycled Polyester Knit
 Railroad: No
 Mounting Height: Refer to architectural drawings; nightstand height and mattress height to be closely coordinated to meet Hilton Standards.
 Notes: Manufacturer to provide necessary support hanging hardware to support 250 lb minimum. Manufacturer responsible for method of attachment.



REQUIRED VENDOR, REQUIRED DESIGN

Instructions:

- All quantities to be verified by hotel operator prior to purchasing.
- It is the responsibility of the owner to interpret these specifications for each property.
- All interpretations of the specification MUST be submitted to Hilton Design Review (projecthub.hilton.com) for final approval prior to purchasing or implementation of any material.
- Must be of contract quality and suitable for commercial use.
- All materials and methods of construction must comply with all local fire and life safety codes and Brand Standards.
- Manufacturer to provide all necessary hardware for each item. All internal hardware (hinges, screws, bolts, etc.) shall be corrosion proof.
- Major joints as needed shall utilize lap joints or double doweled construction with corner blocks. Glue and staples are used to reinforce the joinery.
- Metal fasteners should be used where appropriate to ensure commercial frame strength.
- Manufacturer to verify all necessary parts, hardware and dimensions required for assembly.
- All wood to be kiln dried and treated to be insect and vermin free.
- Ensure that all pieces will fit in elevators and through doors prior to commencing fabrication.



Project Name: Home2 FF&E Specs
Scheme: (B) Dynamic
Issue Date: March-23
Revisions: May-23 Δ1

Item Number: **(B) GR-301**
Item Name: King Headboard - **REQUIRED**
Area Name: Guest Suite

- Show all pieces in shop drawings. Provide reproducible scaled shop drawings to Hotel Operator Representative prior to production.
- Provide clear alcohol and water-resistant penetrating sealer as required at wood.
- Solid hardwood frames to be certified sustainable sources. All stress joints to be connected by double doweled, screwed and glued corner reinforcement.
- All corners of metal frame to be mitered; All welds to be filled and fully finished; Grind and smooth all edges; No visible welds, seams, or burn marks; Seal as required.
- Finish goods containing composite wood products must comply with California Code of Regulations 93120. Product and carton will be labeled in accordance with this regulation.
- Manufacturer to clearly mark each carton with item ID and specification number.

Project Name: Home2 FF&E Specs
 Scheme: (B) Dynamic
 Issue Date: March-23
 Revisions: May-23 Δ1

Item Number: **(B) GR-302**
 Item Name: Vanity @ Guest Bath (Left & Right) - **REQUIRED**
 Area Name: Guest Suite

Manufacturer:	Foliot Furniture Inc.	Prime Hospitality
Address:	7000 Placid Street Las Vegas, NV 89119	2000 Remke Ave. Lawrenceburg, TN 38464
Phone:	877-613-0992	931-762-5800
Contact:	Karen Cox	Jim Donnelly
E-mail:	kcox@foliot.com	jim@primehospitalitygroup.com
Web:	www.foliot.com	www.primehospitalitygroup.com

Description: Vanity with Open Shelving at Guest Bathrooms, Provide Left and Right Configurations


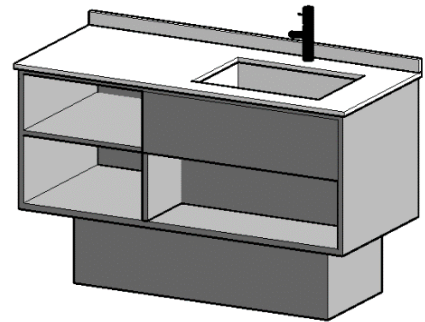
Dimensions: 52"W x 23"D x 34"H, 2"H Backsplash

Top Material Finish: White quartz and backsplash: ST-01 with eased edges, 2cm thick

Base Material Finish: Finish to match PL-01: Wilsonart 5th Ave Elm 7966K-12 Soft Grain Texture with Aeon

Edge Detail: Eased edge

Hardware Style: NA



PL-01

Notes:

- Item to be provided in both left-handed and right-handed configurations.
- Toilet tissue holder to be mounted to vanity in standard studio room types only.
- Construction should always use a marine grade substrate.
- Pre-Catalyzed lacquer on all deciduous hardwood components or wood look plastic laminate.
- Vanity to be attached to wall on back side. Interior Designer/Architect to coordinate blocking requirement.
- Manufacturer to determine method of attachment.
- Manufacturer is responsible for support of countertop to prevent deflection and cracking. Top must support 250 lb minimum.
- Interior Designer/Architect to coordinate all plumbing with vanity and top. Refer to Home2 Brand Standards for all plumbing requirements.

REQUIRED VENDOR, REQUIRED DESIGN

Instructions:

- All quantities to be verified by hotel operator prior to purchasing.
- It is the responsibility of the owner to interpret these specifications for each property.
- All interpretations of the specification MUST be submitted to Hilton Design Review (projecthub.hilton.com) for final approval prior to purchasing or implementation of any material.
- Must be of contract quality and suitable for commercial use.
- All materials and methods of construction must comply with all local fire and life safety codes and Brand Standards.



Project Name: Home2 FF&E Specs
Scheme: (B) Dynamic
Issue Date: March-23
Revisions: May-23 Δ1

Item Number: **(B) GR-302**
Item Name: Vanity @ Guest Bath (Left & Right) - **REQUIRED**
Area Name: Guest Suite


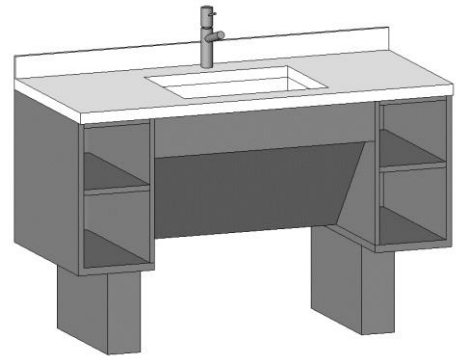
- Manufacturer to provide all necessary hardware for each item. All internal hardware (hinges, screws, bolts, etc.) shall be corrosion proof.
- Major joints as needed shall utilize lap joints or double doweled construction with corner blocks. Glue and staples are used to reinforce the joinery.
- Metal fasteners should be used where appropriate to ensure commercial frame strength.
- Manufacturer to verify all necessary parts, hardware and dimensions required for assembly.
- All wood to be kiln dried and treated to be insect and vermin free.
- Ensure that all pieces will fit in elevators and through doors prior to commencing fabrication.
- Show all pieces in shop drawings. Provide reproducible scaled shop drawings to Hotel Operator Representative prior to production.
- Provide clear alcohol and water-resistant penetrating sealer as required at wood.
- Solid hardwood frames to be certified sustainable sources. All stress joints to be connected by double doweled, screwed and glued corner reinforcement.
- All corners of metal frame to be mitered; All welds to be filled and fully finished; Grind and smooth all edges; No visible welds, seams, or burn marks; Seal as required.
- Finish goods containing composite wood products must comply with California Code of Regulations 93120. Product and carton will be labeled in accordance with this regulation.
- Manufacturer to clearly mark each carton with item ID and specification number.

Project Name: Home2 FF&E Specs
 Scheme: (B) Dynamic
 Issue Date: March-23
 Revisions: May-23 Δ1

Item Number: **(B) GR-303**
 Item Name: Accessible Vanity @ Guest Bath - **REQUIRED**
 Area Name: Guest Suite

Manufacturer:	Foliot Furniture Inc.	Prime Hospitality
Address:	7000 Placid Street Las Vegas, NV 89119	2000 Remke Ave. Lawrenceburg, TN 38464
Phone:	877-613-0992	931-762-5800
Contact:	Karen Cox	Jim Donnelly
E-mail:	kcox@foliot.com	jim@primehospitalitygroup.com
Web:	www.foliot.com	www.primehospitalitygroup.com

Description: Accessible Open Shelf Vanity at Guest Bathroom
 Model Name: Accessible Vanity @ Guest Bath
 Dimensions: 52"W x 23.5"D x 34"H, 2"H Backsplash
 Top Material Finish: White quartz and backsplash: ST-01 with eased edges, 2cm thick
 Base Material Finish: Finish to match PL-01: Wilsonart 5th Ave Elm 7966K-12 Soft Grain Texture with Aeon
 Edge Detail: Eased edge
 Hardware Style: NA



PL-01

Notes: Construction should always use a marine grade substrate.
 Pre-Catalyzed lacquer on all deciduous hardwood components or wood look plastic laminate.
 Vanity to be attached to wall on back side. Interior Designer/Architect to coordinate blocking requirement.
 Manufacturer to determine method of attachment.
 Manufacturer is responsible for support of countertop to prevent deflection and cracking. Top must support 250 lb minimum.
 Interior Designer/Architect to coordinate all plumbing with vanity and top. Refer to Home2 Brand Standards for all plumbing requirements.
 Refer to attached drawing for further information.

REQUIRED VENDOR, REQUIRED DESIGN

Instructions:

- All quantities to be verified by hotel operator prior to purchasing.
- It is the responsibility of the owner to interpret these specifications for each property.
- All interpretations of the specification MUST be submitted to Hilton Design Review (projecthub.hilton.com) for final approval prior to purchasing or implementation of any material.
- Must be of contract quality and suitable for commercial use.
- All materials and methods of construction must comply with all local fire and life safety codes and Brand Standards.



Project Name: Home2 FF&E Specs
Scheme: (B) Dynamic
Issue Date: March-23
Revisions: May-23 Δ1

Item Number: **(B) GR-303**
Item Name: Accessible Vanity @ Guest Bath -
REQUIRED
Area Name: Guest Suite

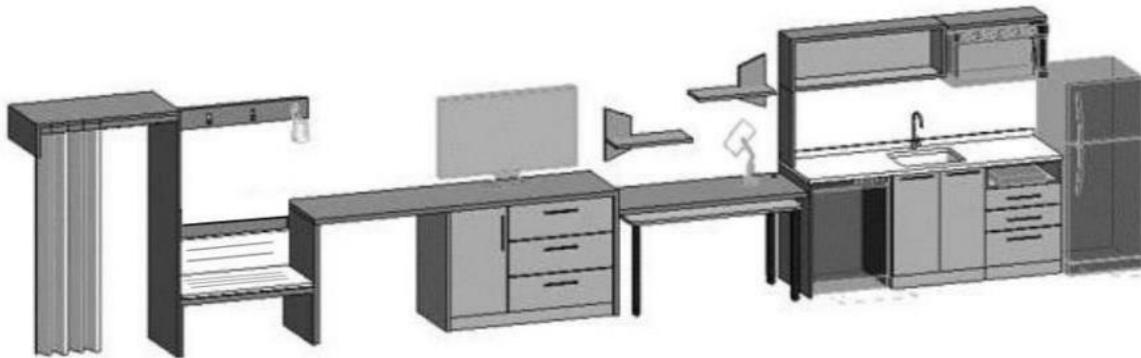
- Manufacturer to provide all necessary hardware for each item. All internal hardware (hinges, screws, bolts, etc.) shall be corrosion proof.
- Major joints as needed shall utilize lap joints or double doweled construction with corner blocks. Glue and staples are used to reinforce the joinery.
- Metal fasteners should be used where appropriate to ensure commercial frame strength.
- Manufacturer to verify all necessary parts, hardware and dimensions required for assembly.
- All wood to be kiln dried and treated to be insect and vermin free.
- Ensure that all pieces will fit in elevators and through doors prior to commencing fabrication.
- Show all pieces in shop drawings. Provide reproducible scaled shop drawings to Hotel Operator Representative prior to production.
- Provide clear alcohol and water-resistant penetrating sealer as required at wood.
- Solid hardwood frames to be certified sustainable sources. All stress joints to be connected by double doweled, screwed and glued corner reinforcement.
- All corners of metal frame to be mitered; All welds to be filled and fully finished; Grind and smooth all edges; No visible welds, seams, or burn marks; Seal as required.
- Finish goods containing composite wood products must comply with California Code of Regulations 93120. Product and carton will be labeled in accordance with this regulation.
- Manufacturer to clearly mark each carton with item ID and specification number.

Project Name: Home2 FF&E Specs
 Scheme: (B) Dynamic
 Issue Date: March-23
 Revisions: May-23 Δ1

Item Number: **(B) GR-304**
 Item Name: Working Wall @ King Studio Suite - **REQUIRED**
 Area Name: Guest Suite

Manufacturer:	Foliot Furniture Inc.	Prime Hospitality
Address:	7000 Placid Street Las Vegas, NV 89119	2000 Remke Ave. Lawrenceburg, TN 38464
Phone:	877-613-0992	931-762-5800
Contact:	Karen Cox	Jim Donnelly
E-mail:	kcox@foliot.com	jim@primehospitalitygroup.com
Web:	www.foliot.com	www.primehospitalitygroup.com

Description: Working Wall Unit with Kitchenette, Drawer Base, Work Station, Mobile Desk, Luggage Bench, Wall Hooks, and Closet



PL-01 PL-02 Hardware Finish

Dimensions: Refer to vendor shop drawings for details and dimensions of each working wall section.

Finish: To match PL-01 Wilsonart 5th Ave Elm 7966K-12 Soft Grain Texture with Aeon
 To match PL-02 Wilsonart High Line 7970K-18 Linearity Finish with Aeon
 Countertops (Kitchenette): ST-01
 Grommets: Black

Edge Detail: Square, 2 mm PVC Edgebanding to match

Hardware Style: Finish to match Satin Black OR TIGER Drylac Satin Jet Black 38/80020

Glides: Heavy duty adjustable nylon glides

Notes: Item to be provided in both left-handed and right-handed configurations. Architect and/or Interior Designer and Manufacturer to verify right and left hand units prior to fabrication.
 Data/Electrical: Refer to prototype plan set for locations.
 Provide plug-in LED strip light, 2700K, at closet with Black grommets.
 Manufacturer to provide necessary wall attachment hardware to support 250lbs. minimum. Manufacturer responsible for method of attachment. Refer to prototype drawings for configurations.

REQUIRED VENDOR, REQUIRED DESIGN



Project Name:	Home2 FF&E Specs	Item Number:	(B) GR-304
Scheme:	(B) Dynamic	Item Name:	Working Wall @ King Studio Suite - REQUIRED
Issue Date:	March-23	Area Name:	Guest Suite
Revisions:	May-23 Δ1		

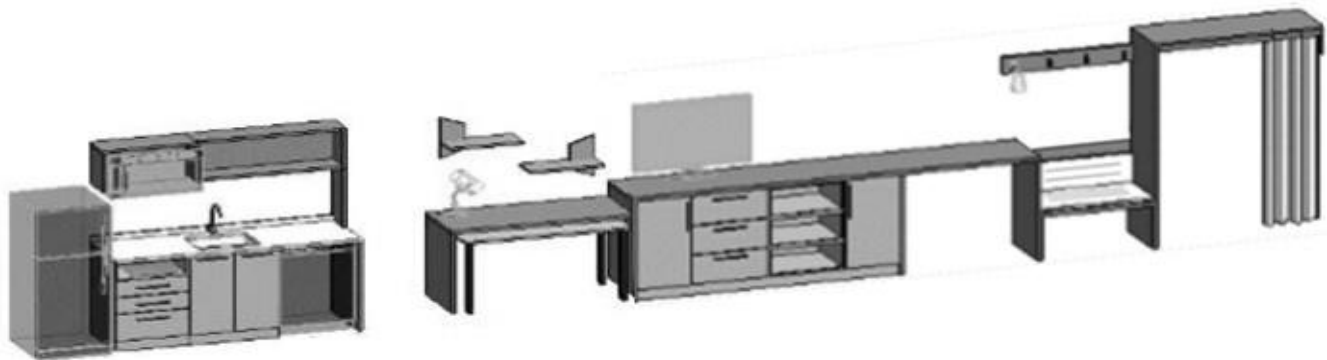
Instructions:

- All quantities to be verified by hotel operator prior to purchasing.
- It is the responsibility of the owner to interpret these specifications for each property.
- All interpretations of the specification **MUST** be submitted to Hilton Design Review (projecthub.hilton.com) for final approval prior to purchasing or implementation of any material.
- Must be of contract quality and suitable for commercial use.
- All materials and methods of construction must comply with all local fire and life safety codes and Brand Standards.
- Manufacturer to provide all necessary hardware for each item. All internal hardware (hinges, screws, bolts, etc.) shall be corrosion proof.
- Major joints as needed shall utilize lap joints or double doweled construction with corner blocks. Glue and staples are used to reinforce the joinery.
- Metal fasteners should be used where appropriate to ensure commercial frame strength.
- Manufacturer to verify all necessary parts, hardware and dimensions required for assembly.
- All wood to be kiln dried and treated to be insect and vermin free.
- Ensure that all pieces will fit in elevators and through doors prior to commencing fabrication.
- Show all pieces in shop drawings. Provide reproducible scaled shop drawings to Hotel Operator Representative prior to production.
- Provide clear alcohol and water-resistant penetrating sealer as required at wood.
- Solid hardwood frames to be certified sustainable sources. All stress joints to be connected by double doweled, screwed and glued corner reinforcement.
- All corners of metal frame to be mitered; All welds to be filled and fully finished; Grind and smooth all edges; No visible welds, seams, or burn marks; Seal as required.
- Finish goods containing composite wood products must comply with California Code of Regulations 93120. Product and carton will be labeled in accordance with this regulation.
- Manufacturer to clearly mark each carton with item ID and specification number.

Project Name:	Home2 FF&E Specs	Item Number:	(B) GR-305
Scheme:	(B) Dynamic	Item Name:	Working Wall @ Queen Queen Studio Suite - REQUIRED
Issue Date:	March-23	Area Name:	Guest Suite
Revisions:	May-23 Δ1		

Manufacturer:	Foliot Furniture Inc.	Prime Hospitality
Address:	7000 Placid Street Las Vegas, NV 89119	2000 Remke Ave. Lawrenceburg, TN 38464
Phone:	877-613-0992	931-762-5800
Contact:	Karen Cox	Jim Donnelly
E-mail:	kcox@foliot.com	jim@primehospitalitygroup.com
Web:	www.foliot.com	www.primehospitalitygroup.com

Description: Working Wall Unit with Kitchenette, Drawer Bases (X2), Work Station, Mobile Desk, Luggage Bench, Wall Hooks, and Closet



PL-01 PL-02 Hardware Finish

Dimensions:	Refer to vendor shop drawings for details and dimensions of each working wall section.
Finish:	To match PL-01 Wilsonart 5th Ave Elm 7966K-12 Soft Grain Texture with Aeon To match PL-02 Wilsonart High Line 7970K-18 Linearity Finish with Aeon Countertops (Kitchenette): ST-01 Grommets: Black
Edge Detail:	Square, 2 mm PVC Edgebanding to match
Hardware Style:	Finish to match Satin Black OR TIGER Drylac Satin Jet Black 38/80020
Glides:	Heavy duty adjustable nylon glides
Notes:	Item to be provided in both left-handed and right-handed configurations. Architect and/or Interior Designer and Manufacturer to verify right and left hand units prior to fabrication. Data/Electrical: Refer to prototype plan set for locations. Provide plug-in LED strip light, 2700K, at closet with Black grommets. Manufacturer to provide necessary wall attachment hardware to support 250lbs. minimum. Manufacturer responsible for method of attachment. Refer to prototype drawings for configurations.

REQUIRED VENDOR, REQUIRED DESIGN



Project Name: Home2 FF&E Specs
Scheme: (B) Dynamic
Issue Date: March-23
Revisions: May-23 Δ1

Item Number: **(B) GR-305**
Item Name: Working Wall @ Queen Queen
Studio Suite - **REQUIRED**
Area Name: Guest Suite

Instructions:

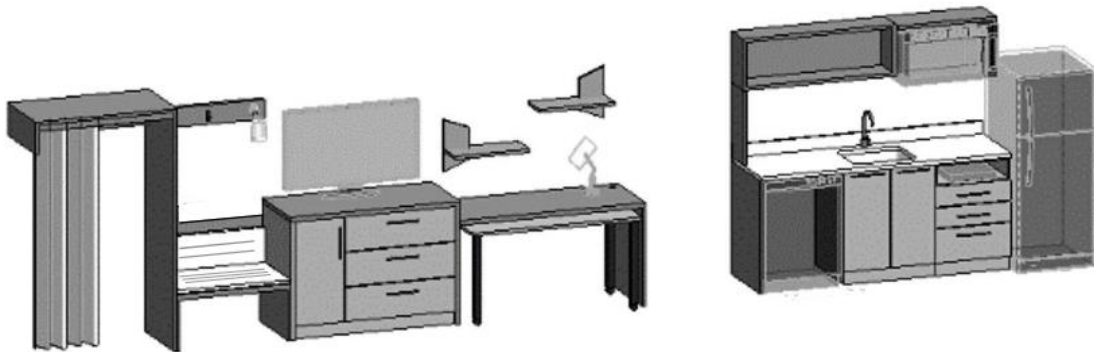
- All quantities to be verified by hotel operator prior to purchasing.
- It is the responsibility of the owner to interpret these specifications for each property.
- All interpretations of the specification **MUST** be submitted to Hilton Design Review (projecthub.hilton.com) for final approval prior to purchasing or implementation of any material.
- Must be of contract quality and suitable for commercial use.
- All materials and methods of construction must comply with all local fire and life safety codes and Brand Standards.
- Manufacturer to provide all necessary hardware for each item. All internal hardware (hinges, screws, bolts, etc.) shall be corrosion proof.
- Major joints as needed shall utilize lap joints or double doweled construction with corner blocks. Glue and staples are used to reinforce the joinery.
- Metal fasteners should be used where appropriate to ensure commercial frame strength.
- Manufacturer to verify all necessary parts, hardware and dimensions required for assembly.
- All wood to be kiln dried and treated to be insect and vermin free.
- Ensure that all pieces will fit in elevators and through doors prior to commencing fabrication.
- Show all pieces in shop drawings. Provide reproducible scaled shop drawings to Hotel Operator Representative prior to production.
- Provide clear alcohol and water-resistant penetrating sealer as required at wood.
- Solid hardwood frames to be certified sustainable sources. All stress joints to be connected by double doweled, screwed and glued corner reinforcement.
- All corners of metal frame to be mitered; All welds to be filled and fully finished; Grind and smooth all edges; No visible welds, seams, or burn marks; Seal as required.
- Finish goods containing composite wood products must comply with California Code of Regulations 93120. Product and carton will be labeled in accordance with this regulation.
- Manufacturer to clearly mark each carton with item ID and specification number.

Project Name: Home2 FF&E Specs
 Scheme: (B) Dynamic
 Issue Date: March-23
 Revisions: May-23 Δ1

Item Number: **(B) GR-306**
 Item Name: Working Wall @ King Studio Suite
 Connector - **REQUIRED**
 Area Name: Guest Suite

Manufacturer:	Foliot Furniture Inc.	Prime Hospitality
Address:	7000 Placid Street Las Vegas, NV 89119	2000 Remke Ave. Lawrenceburg, TN 38464
Phone:	877-613-0992	931-762-5800
Contact:	Karen Cox	Jim Donnelly
E-mail:	kcox@foliot.com	jim@primehospitalitygroup.com
Web:	www.foliot.com	www.primehospitalitygroup.com

Description: Working Wall Unit with Kitchenette, Drawer Base, Work Station, Mobile Desk, Luggage Bench, Wall Hooks, and Closet



PL-01 PL-02 Hardware Finish

Dimensions: Refer to vendor shop drawings for details and dimensions of each working wall section.

Finish: To match PL-01 Wilsonart 5th Ave Elm 7966K-12 Soft Grain Texture with Aeon
 To match PL-02 Wilsonart High Line 7970K-18 Linearity Finish with Aeon
 Countertops (Kitchenette): ST-01
 Grommets: Black

Edge Detail: Square, 2 mm PVC Edgebanding to match

Hardware Style: Finish to match Satin Black OR TIGER Drylac Satin Jet Black 38/80020

Glides: Heavy duty adjustable nylon glides

Notes: Item to be provided in both left-handed and right-handed configurations. Architect and/or Interior Designer and Manufacturer to verify right and left hand units prior to fabrication.
 Data/Electrical: Refer to prototype plan set for locations.
 Provide plug-in LED strip light, 2700K, at closet with Black grommets.
 Manufacturer to provide necessary wall attachment hardware to support 250lbs. minimum. Manufacturer responsible for method of attachment. Refer to prototype drawings for configurations.

REQUIRED VENDOR, REQUIRED DESIGN

Instructions:

- All quantities to be verified by hotel operator prior to purchasing.
- It is the responsibility of the owner to interpret these specifications for each property.



Project Name: Home2 FF&E Specs
Scheme: (B) Dynamic
Issue Date: March-23
Revisions: May-23 Δ1

Item Number: **(B) GR-306**
Item Name: Working Wall @ King Studio Suite
Connector - **REQUIRED**
Area Name: Guest Suite

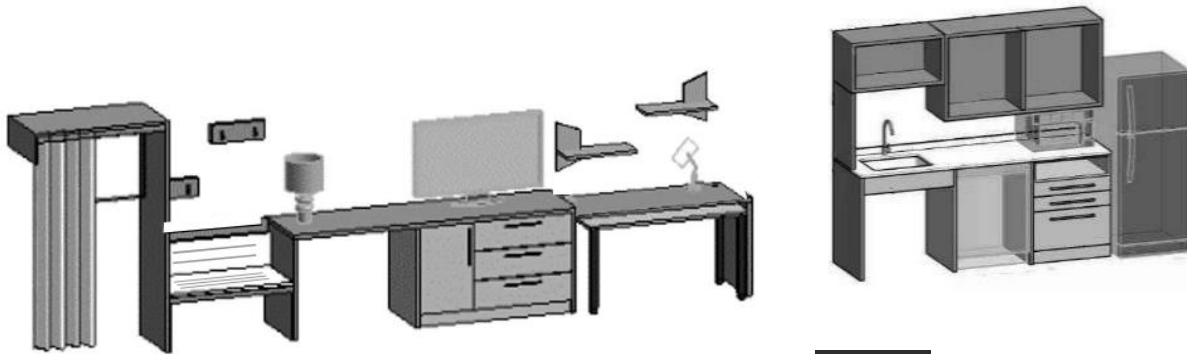
- All interpretations of the specification **MUST** be submitted to Hilton Design Review (projecthub.hilton.com) for final approval prior to purchasing or implementation of any material.
- Must be of contract quality and suitable for commercial use.
- All materials and methods of construction must comply with all local fire and life safety codes and Brand Standards.
- Manufacturer to provide all necessary hardware for each item. All internal hardware (hinges, screws, bolts, etc.) shall be corrosion proof.
- Major joints as needed shall utilize lap joints or double doweled construction with corner blocks. Glue and staples are used to reinforce the joinery.
- Metal fasteners should be used where appropriate to ensure commercial frame strength.
- Manufacturer to verify all necessary parts, hardware and dimensions required for assembly.
- All wood to be kiln dried and treated to be insect and vermin free.
- Ensure that all pieces will fit in elevators and through doors prior to commencing fabrication.
- Show all pieces in shop drawings. Provide reproducible scaled shop drawings to Hotel Operator Representative prior to production.
- Provide clear alcohol and water-resistant penetrating sealer as required at wood.
- Solid hardwood frames to be certified sustainable sources. All stress joints to be connected by double doweled, screwed and glued corner reinforcement.
- All corners of metal frame to be mitered; All welds to be filled and fully finished; Grind and smooth all edges; No visible welds, seams, or burn marks; Seal as required.
- Finish goods containing composite wood products must comply with California Code of Regulations 93120. Product and carton will be labeled in accordance with this regulation.
- Manufacturer to clearly mark each carton with item ID and specification number.

Project Name: Home2 FF&E Specs
 Scheme: (B) Dynamic
 Issue Date: March-23
 Revisions: May-23 Δ1

Item Number: **(B) GR-307**
 Item Name: Working Wall @ King Studio Suite
 Accessible - **REQUIRED**
 Area Name: Guest Suite

Manufacturer:	Foliot Furniture Inc.	Prime Hospitality
Address:	7000 Placid Street Las Vegas, NV 89119	2000 Remke Ave. Lawrenceburg, TN 38464
Phone:	877-613-0992	931-762-5800
Contact:	Karen Cox	Jim Donnelly
E-mail:	kcox@foliot.com	jim@primehospitalitygroup.com
Web:	www.foliot.com	www.primehospitalitygroup.com

Description: Working Wall Unit with Kitchenette, Upper Cubes, Drawer Base, Upper Shelving, Work Station, Mobile Desk, Luggage Bench, Wall Hooks, and Closet



PL-01 PL-02 Hardware Finish

Dimensions: Refer to vendor shop drawings for details and dimensions of each working wall section.

Finish: To match PL-01 Wilsonart 5th Ave Elm 7966K-12 Soft Grain Texture with Aeon
 To match PL-02 Wilsonart High Line 7970K-18 Linearity Finish with Aeon
 Countertops (Kitchenette): ST-01
 Grommets: Black

Edge Detail: Square, 2 mm PVC Edgebanding to match

Hardware Style: Finish to match Satin Black OR TIGER Drylac Satin Jet Black 38/80020

Glides: Heavy duty adjustable nylon glides

Notes: Item to be provided in both left-handed and right-handed configurations. Architect and/or Interior Designer and Manufacturer to verify right and left hand units prior to fabrication.
 Data/Electrical: Refer to prototype plan set for locations.
 Provide plug-in LED strip light, 2700K, at closet with Black grommets.
 Manufacturer to provide necessary wall attachment hardware to support 250lbs. minimum. Manufacturer responsible for method of attachment. Refer to prototype drawings for configurations.

REQUIRED VENDOR, REQUIRED DESIGN



Project Name:	Home2 FF&E Specs	Item Number:	(B) GR-307
Scheme:	(B) Dynamic	Item Name:	Working Wall @ King Studio Suite Accessible - REQUIRED
Issue Date:	March-23	Area Name:	Guest Suite
Revisions:	May-23 Δ1		

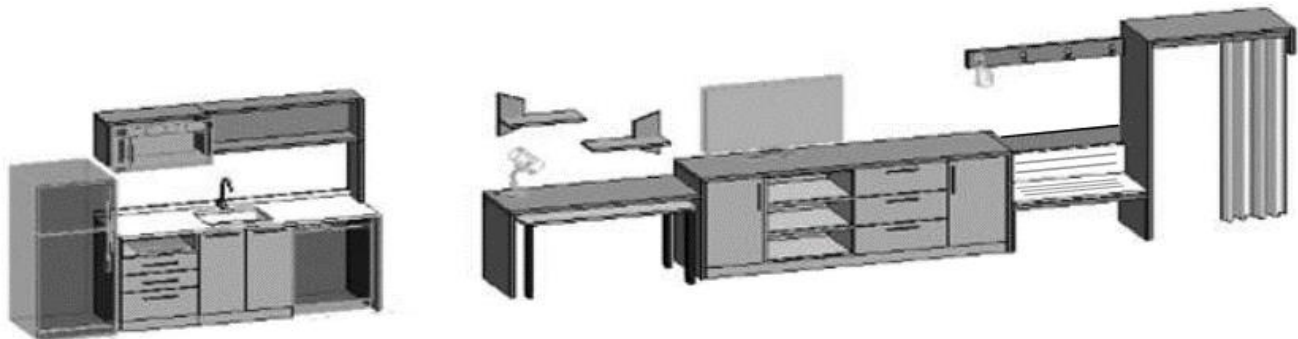
Instructions:

- All quantities to be verified by hotel operator prior to purchasing.
- It is the responsibility of the owner to interpret these specifications for each property.
- All interpretations of the specification **MUST** be submitted to Hilton Design Review (projecthub.hilton.com) for final approval prior to purchasing or implementation of any material.
- Must be of contract quality and suitable for commercial use.
- All materials and methods of construction must comply with all local fire and life safety codes and Brand Standards.
- Manufacturer to provide all necessary hardware for each item. All internal hardware (hinges, screws, bolts, etc.) shall be corrosion proof.
- Major joints as needed shall utilize lap joints or double doweled construction with corner blocks. Glue and staples are used to reinforce the joinery.
- Metal fasteners should be used where appropriate to ensure commercial frame strength.
- Manufacturer to verify all necessary parts, hardware and dimensions required for assembly.
- All wood to be kiln dried and treated to be insect and vermin free.
- Ensure that all pieces will fit in elevators and through doors prior to commencing fabrication.
- Show all pieces in shop drawings. Provide reproducible scaled shop drawings to Hotel Operator Representative prior to production.
- Provide clear alcohol and water-resistant penetrating sealer as required at wood.
- Solid hardwood frames to be certified sustainable sources. All stress joints to be connected by double doweled, screwed and glued corner reinforcement.
- All corners of metal frame to be mitered; All welds to be filled and fully finished; Grind and smooth all edges; No visible welds, seams, or burn marks; Seal as required.
- Finish goods containing composite wood products must comply with California Code of Regulations 93120. Product and carton will be labeled in accordance with this regulation.
- Manufacturer to clearly mark each carton with item ID and specification number.

Project Name:	Home2 FF&E Specs	Item Number:	(B) GR-308
Scheme:	(B) Dynamic	Item Name:	Working Wall @ Queen Queen Studio Suite Connector -
Issue Date:	March-23		REQUIRED
Revisions:	May-23 Δ1	Area Name:	Guest Suite

Manufacturer:	Foliot Furniture Inc.	Prime Hospitality
Address:	7000 Placid Street Las Vegas, NV 89119	2000 Remke Ave. Lawrenceburg, TN 38464
Phone:	877-613-0992	931-762-5800
Contact:	Karen Cox	Jim Donnelly
E-mail:	kcox@foliot.com	jim@primehospitalitygroup.com
Web:	www.foliot.com	www.primehospitalitygroup.com

Description: Working Wall Unit with Kitchenette, Upper Cubes, Extended Drawer Base, Work Station, Mobile Desk, Luggage Bench, Wall Hooks, and Closet



PL-01 PL-02 Hardware Finish

Dimensions: Refer to vendor shop drawings for details and dimensions of each working wall section.

Finish: To match PL-01 Wilsonart 5th Ave Elm 7966K-12 Soft Grain Texture with Aeon
To match PL-02 Wilsonart High Line 7970K-18 Linearity Finish with Aeon
Countertops (Kitchenette): ST-01
Grommets: Black

Edge Detail: Square, 2 mm PVC Edgebanding to match

Hardware Style: Finish to match Satin Black OR TIGER Drylac Satin Jet Black 38/80020

Glides: Heavy duty adjustable nylon glides

Notes: Item to be provided in both left-handed and right-handed configurations. Architect and/or Interior Designer and Manufacturer to verify right and left hand units prior to fabrication.
Data/Electrical: Refer to prototype plan set for locations.
Provide plug-in LED strip light, 2700K, at closet with Black grommets.
Manufacturer to provide necessary wall attachment hardware to support 250lbs. minimum. Manufacturer responsible for method of attachment. Refer to prototype drawings for configurations.

REQUIRED VENDOR, REQUIRED DESIGN



Project Name: Home2 FF&E Specs
Scheme: (B) Dynamic
Issue Date: March-23

Item Number: **(B) GR-308**
Item Name: Working Wall @ Queen Queen
Studio Suite Connector -
REQUIRED

Revisions: May-23 Δ1

Area Name: Guest Suite

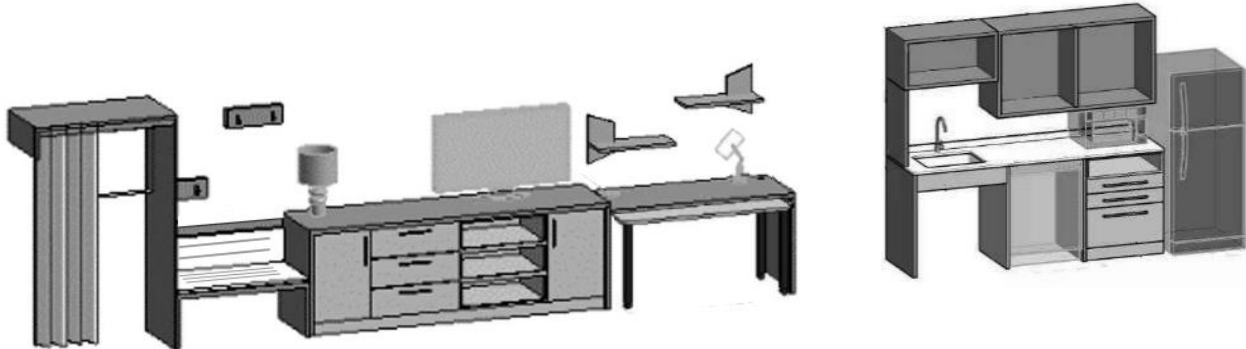
Instructions:

- All quantities to be verified by hotel operator prior to purchasing.
- It is the responsibility of the owner to interpret these specifications for each property.
- All interpretations of the specification **MUST** be submitted to Hilton Design Review (projecthub.hilton.com) for final approval prior to purchasing or implementation of any material.
- Must be of contract quality and suitable for commercial use.
- All materials and methods of construction must comply with all local fire and life safety codes and Brand Standards.
- Manufacturer to provide all necessary hardware for each item. All internal hardware (hinges, screws, bolts, etc.) shall be corrosion proof.
- Major joints as needed shall utilize lap joints or double doweled construction with corner blocks. Glue and staples are used to reinforce the joinery.
- Metal fasteners should be used where appropriate to ensure commercial frame strength.
- Manufacturer to verify all necessary parts, hardware and dimensions required for assembly.
- All wood to be kiln dried and treated to be insect and vermin free.
- Ensure that all pieces will fit in elevators and through doors prior to commencing fabrication.
- Show all pieces in shop drawings. Provide reproducible scaled shop drawings to Hotel Operator Representative prior to production.
- Provide clear alcohol and water-resistant penetrating sealer as required at wood.
- Solid hardwood frames to be certified sustainable sources. All stress joints to be connected by double doweled, screwed and glued corner reinforcement.
- All corners of metal frame to be mitered; All welds to be filled and fully finished; Grind and smooth all edges; No visible welds, seams, or burn marks; Seal as required.
- Finish goods containing composite wood products must comply with California Code of Regulations 93120. Product and carton will be labeled in accordance with this regulation.
- Manufacturer to clearly mark each carton with item ID and specification number.

Project Name: Home2 FF&E Specs
 Scheme: (B) Dynamic
 Issue Date: March-23
 Revisions: May-23 Δ1
 Item Number: **(B) GR-309**
 Item Name: Working Wall @ Queen Queen Studio Suite Accessible - **REQUIRED**
 Area Name: Guest Suite

Manufacturer:	Foliot Furniture Inc.	Prime Hospitality
Address:	7000 Placid Street Las Vegas, NV 89119	2000 Remke Ave. Lawrenceburg, TN 38464
Phone:	877-613-0992	931-762-5800
Contact:	Karen Cox	Jim Donnelly
E-mail:	kcox@foliot.com	jim@primehospitalitygroup.com
Web:	www.foliot.com	www.primehospitalitygroup.com

Description: Working Wall Unit with Kitchenette, Extended Drawer Base, Work Station, Mobile Desk, Luggage Bench, Wall Hooks, and Closet



PL-01 PL-02 Hardware Finish

Dimensions: Refer to vendor shop drawings for details and dimensions of each working wall section.
 Finish: To match PL-01 Wilsonart 5th Ave Elm 7966K-12 Soft Grain Texture with Aeon
 To match PL-02 Wilsonart High Line 7970K-18 Linearity Finish with Aeon
 Countertops (Kitchenette): ST-01
 Grommets: Black
 Edge Detail: Square, 2 mm PVC Edgebanding to match
 Hardware Style: Finish to match Satin Black OR TIGER Drylac Satin Jet Black 38/80020
 Glides: Heavy duty adjustable nylon glides
 Notes: Item to be provided in both left-handed and right-handed configurations. Architect and/or Interior Designer and Manufacturer to verify right and left hand units prior to fabrication.
 Data/Electrical: Refer to prototype plan set for locations.
 Provide plug-in LED strip light, 2700K, at closet with Black grommets.
 Manufacturer to provide necessary wall attachment hardware to support 250lbs. minimum. Manufacturer responsible for method of attachment. Refer to prototype drawings for configurations.

REQUIRED VENDOR, REQUIRED DESIGN



Project Name: Home2 FF&E Specs
Scheme: (B) Dynamic
Issue Date: March-23

Item Number: **(B) GR-309**
Item Name: Working Wall @ Queen Queen
Studio Suite Accessible -
REQUIRED

Revisions: May-23 Δ1

Area Name: Guest Suite

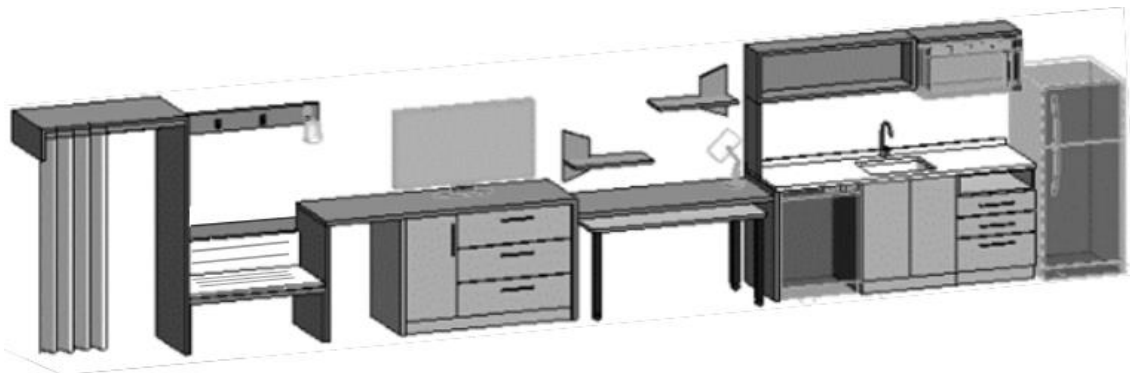
Instructions:

- All quantities to be verified by hotel operator prior to purchasing.
- It is the responsibility of the owner to interpret these specifications for each property.
- All interpretations of the specification MUST be submitted to Hilton Design Review (projecthub.hilton.com) for final approval prior to purchasing or implementation of any material.
- Must be of contract quality and suitable for commercial use.
- All materials and methods of construction must comply with all local fire and life safety codes and Brand Standards.
- Manufacturer to provide all necessary hardware for each item. All internal hardware (hinges, screws, bolts, etc.) shall be corrosion proof.
- Major joints as needed shall utilize lap joints or double doveled construction with corner blocks. Glue and staples are used to reinforce the joinery.
- Metal fasteners should be used where appropriate to ensure commercial frame strength.
- Manufacturer to verify all necessary parts, hardware and dimensions required for assembly.
- All wood to be kiln dried and treated to be insect and vermin free.
- Ensure that all pieces will fit in elevators and through doors prior to commencing fabrication.
- Show all pieces in shop drawings. Provide reproducible scaled shop drawings to Hotel Operator Representative prior to production.
- Provide clear alcohol and water-resistant penetrating sealer as required at wood.
- Solid hardwood frames to be certified sustainable sources. All stress joints to be connected by double doveled, screwed and glued corner reinforcement.
- All corners of metal frame to be mitered; All welds to be filled and fully finished; Grind and smooth all edges; No visible welds, seams, or burn marks; Seal as required.
- Finish goods containing composite wood products must comply with California Code of Regulations 93120. Product and carton will be labeled in accordance with this regulation.
- Manufacturer to clearly mark each carton with item ID and specification number.

Project Name:	Home2 FF&E Specs	Item Number:	(B) GR-310
Scheme:	(B) Dynamic	Item Name:	Working Wall @ Queen Studio Suite - REQUIRED
Issue Date:	March-23	Area Name:	Guest Suite
Revisions:	May-23 Δ1		

Manufacturer:	Foliot Furniture Inc.	Prime Hospitality
Address:	7000 Placid Street Las Vegas, NV 89119	2000 Remke Ave. Lawrenceburg, TN 38464
Phone:	877-613-0992	931-762-5800
Contact:	Karen Cox	Jim Donnelly
E-mail:	kcox@foliot.com	jim@primehospitalitygroup.com
Web:	www.foliot.com	www.primehospitalitygroup.com

Description: Working Wall Unit with Kitchenette, Drawer Base, Work Station, Mobile Desk, Luggage Bench, Wall Hooks, and Closet



Dimensions: Refer to vendor shop drawings for details and dimensions of each working wall section.

Finish: To match PL-01 Wilsonart 5th Ave Elm 7966K-12 Soft Grain Texture with Aeon
To match PL-02 Wilsonart High Line 7970K-18 Linearity Finish with Aeon
Countertops (Kitchenette): ST-01
Grommets: Black

Edge Detail: Square, 2 mm PVC Edgebanding to match

Hardware Style: Finish to match Satin Black OR TIGER Drylac Satin Jet Black 38/80020

Glides: Heavy duty adjustable nylon glides

Notes: Item to be provided in both left-handed and right-handed configurations. Architect and/or Interior Designer and Manufacturer to verify right and left hand units prior to fabrication.
Data/Electrical: Refer to prototype plan set for locations.
Provide plug-in LED strip light, 2700K, at closet with Black grommets.
Manufacturer to provide necessary wall attachment hardware to support 250lbs. minimum. Manufacturer responsible for method of attachment. Refer to prototype drawings for configurations.

REQUIRED VENDOR, REQUIRED DESIGN



Project Name: Home2 FF&E Specs
Scheme: (B) Dynamic
Issue Date: March-23
Revisions: May-23 Δ1

Item Number: **(B) GR-310**
Item Name: Working Wall @ Queen Studio Suite - **REQUIRED**
Area Name: Guest Suite

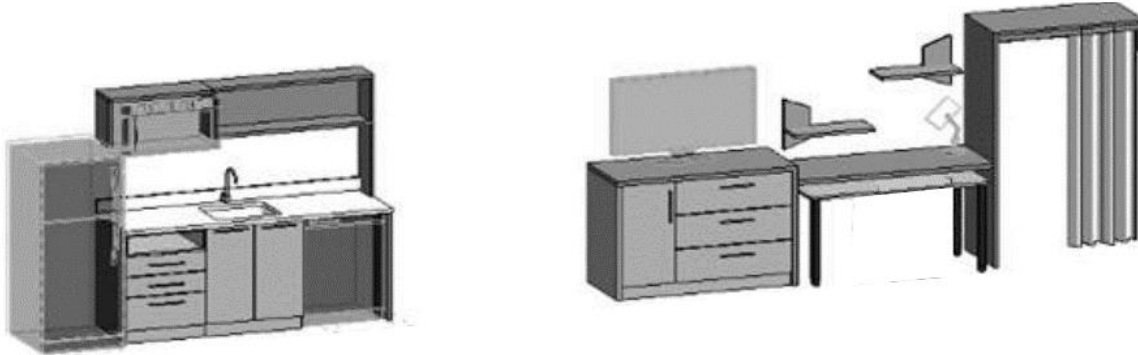
Instructions:

- All quantities to be verified by hotel operator prior to purchasing.
- It is the responsibility of the owner to interpret these specifications for each property.
- All interpretations of the specification **MUST** be submitted to Hilton Design Review (projecthub.hilton.com) for final approval prior to purchasing or implementation of any material.
- Must be of contract quality and suitable for commercial use.
- All materials and methods of construction must comply with all local fire and life safety codes and Brand Standards.
- Manufacturer to provide all necessary hardware for each item. All internal hardware (hinges, screws, bolts, etc.) shall be corrosion proof.
- Major joints as needed shall utilize lap joints or double doweled construction with corner blocks. Glue and staples are used to reinforce the joinery.
- Metal fasteners should be used where appropriate to ensure commercial frame strength.
- Manufacturer to verify all necessary parts, hardware and dimensions required for assembly.
- All wood to be kiln dried and treated to be insect and vermin free.
- Ensure that all pieces will fit in elevators and through doors prior to commencing fabrication.
- Show all pieces in shop drawings. Provide reproducible scaled shop drawings to Hotel Operator Representative prior to production.
- Provide clear alcohol and water-resistant penetrating sealer as required at wood.
- Solid hardwood frames to be certified sustainable sources. All stress joints to be connected by double doweled, screwed and glued corner reinforcement.
- All corners of metal frame to be mitered; All welds to be filled and fully finished; Grind and smooth all edges; No visible welds, seams, or burn marks; Seal as required.
- Finish goods containing composite wood products must comply with California Code of Regulations 93120. Product and carton will be labeled in accordance with this regulation.
- Manufacturer to clearly mark each carton with item ID and specification number.

Project Name:	Home2 FF&E Specs	Item Number:	(B) GR-311
Scheme:	(B) Dynamic	Item Name:	Working Wall @ Queen Studio Suite Connector - REQUIRED
Issue Date:	March-23	Area Name:	Guest Suite
Revisions:	May-23 Δ1		

Manufacturer:	Foliot Furniture Inc.	Prime Hospitality
Address:	7000 Placid Street Las Vegas, NV 89119	2000 Remke Ave. Lawrenceburg, TN 38464
Phone:	877-613-0992	931-762-5800
Contact:	Karen Cox	Jim Donnelly
E-mail:	kcox@foliot.com	jim@primehospitalitygroup.com
Web:	www.foliot.com	www.primehospitalitygroup.com

Description: Working Wall Unit with Kitchenette, Drawer Base, Work Station, Mobile Desk, and Closet



Dimensions: Refer to vendor shop drawings for details and dimensions of each working wall section.

Finish: To match PL-01 Wilsonart 5th Ave Elm 7966K-12 Soft Grain Texture with Aeon
 To match PL-02 Wilsonart High Line 7970K-18 Linearity Finish with Aeon
 Countertops (Kitchenette): ST-01
 Grommets: Black

Edge Detail: Square, 2 mm PVC Edgebanding to match

Hardware Style: Finish to match Satin Black OR TIGER Drylac Satin Jet Black 38/80020

Glides: Heavy duty adjustable nylon glides

Notes: Item to be provided in both left-handed and right-handed configurations. Architect and/or Interior Designer and Manufacturer to verify right and left hand units prior to fabrication.
 Data/Electrical: Refer to prototype plan set for locations.
 Provide plug-in LED strip light, 2700K, at closet with Black grommets.
 Manufacturer to provide necessary wall attachment hardware to support 250lbs. minimum. Manufacturer responsible for method of attachment. Refer to prototype drawings for configurations.

REQUIRED VENDOR, REQUIRED DESIGN



Project Name: Home2 FF&E Specs
Scheme: (B) Dynamic
Issue Date: March-23
Revisions: May-23 Δ1

Item Number: **(B) GR-311**
Item Name: Working Wall @ Queen Studio Suite Connector - **REQUIRED**
Area Name: Guest Suite

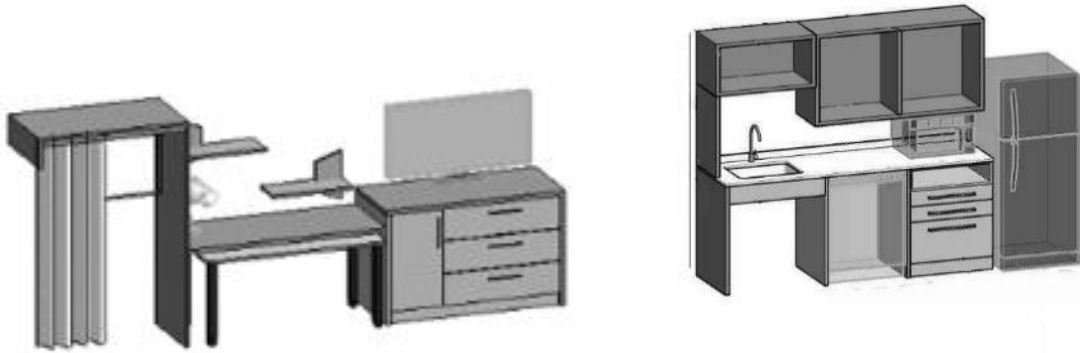
Instructions:

- All quantities to be verified by hotel operator prior to purchasing.
- It is the responsibility of the owner to interpret these specifications for each property.
- All interpretations of the specification **MUST** be submitted to Hilton Design Review (projecthub.hilton.com) for final approval prior to purchasing or implementation of any material.
- Must be of contract quality and suitable for commercial use.
- All materials and methods of construction must comply with all local fire and life safety codes and Brand Standards.
- Manufacturer to provide all necessary hardware for each item. All internal hardware (hinges, screws, bolts, etc.) shall be corrosion proof.
- Major joints as needed shall utilize lap joints or double doweled construction with corner blocks. Glue and staples are used to reinforce the joinery.
- Metal fasteners should be used where appropriate to ensure commercial frame strength.
- Manufacturer to verify all necessary parts, hardware and dimensions required for assembly.
- All wood to be kiln dried and treated to be insect and vermin free.
- Ensure that all pieces will fit in elevators and through doors prior to commencing fabrication.
- Show all pieces in shop drawings. Provide reproducible scaled shop drawings to Hotel Operator Representative prior to production.
- Provide clear alcohol and water-resistant penetrating sealer as required at wood.
- Solid hardwood frames to be certified sustainable sources. All stress joints to be connected by double doweled, screwed and glued corner reinforcement.
- All corners of metal frame to be mitered; All welds to be filled and fully finished; Grind and smooth all edges; No visible welds, seams, or burn marks; Seal as required.
- Finish goods containing composite wood products must comply with California Code of Regulations 93120. Product and carton will be labeled in accordance with this regulation.
- Manufacturer to clearly mark each carton with item ID and specification number.

Project Name:	Home2 FF&E Specs	Item Number:	(B) GR-312
Scheme:	(B) Dynamic	Item Name:	Working Wall @ Queen Studio Suite Accessible - REQUIRED
Issue Date:	March-23	Area Name:	Guest Suite
Revisions:	May-23 Δ1		

Manufacturer:	Foliot Furniture Inc.	Prime Hospitality
Address:	7000 Placid Street Las Vegas, NV 89119	2000 Remke Ave. Lawrenceburg, TN 38464
Phone:	877-613-0992	931-762-5800
Contact:	Karen Cox	Jim Donnelly
E-mail:	kcox@foliot.com	jim@primehospitalitygroup.com
Web:	www.foliot.com	www.primehospitalitygroup.com

Description: Working Wall Unit with Kitchenette, Drawer Base, Work Station, Mobile Desk, and Closet



Dimensions: Refer to vendor shop drawings for details and dimensions of each working wall section.

Finish: To match PL-01 Wilsonart 5th Ave Elm 7966K-12 Soft Grain Texture with Aeon
 To match PL-02 Wilsonart High Line 7970K-18 Linearity Finish with Aeon
 Countertops (Kitchenette): ST-01
 Grommets: Black

Edge Detail: Square, 2 mm PVC Edgebanding to match

Hardware Style: Finish to match Satin Black OR TIGER Drylac Satin Jet Black 38/80020

Glides: Heavy duty adjustable nylon glides

Notes: Item to be provided in both left-handed and right-handed configurations. Architect and/or Interior Designer and Manufacturer to verify right and left hand units prior to fabrication.
 Data/Electrical: Refer to prototype plan set for locations.
 Provide plug-in LED strip light, 2700K, at closet with Black grommets.
 Manufacturer to provide necessary wall attachment hardware to support 250lbs. minimum. Manufacturer responsible for method of attachment. Refer to prototype drawings for configurations.

REQUIRED VENDOR, REQUIRED DESIGN



Project Name:	Home2 FF&E Specs	Item Number:	(B) GR-312
Scheme:	(B) Dynamic	Item Name:	Working Wall @ Queen Studio Suite Accessible - REQUIRED
Issue Date:	March-23	Area Name:	Guest Suite
Revisions:	May-23 Δ1		

Instructions:

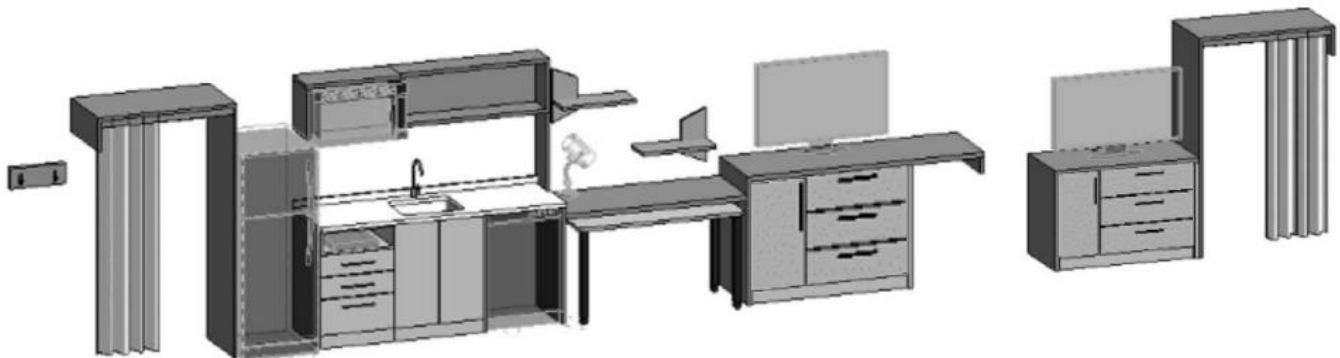
- All quantities to be verified by hotel operator prior to purchasing.
- It is the responsibility of the owner to interpret these specifications for each property.
- All interpretations of the specification **MUST** be submitted to Hilton Design Review (projecthub.hilton.com) for final approval prior to purchasing or implementation of any material.
- Must be of contract quality and suitable for commercial use.
- All materials and methods of construction must comply with all local fire and life safety codes and Brand Standards.
- Manufacturer to provide all necessary hardware for each item. All internal hardware (hinges, screws, bolts, etc.) shall be corrosion proof.
- Major joints as needed shall utilize lap joints or double doweled construction with corner blocks. Glue and staples are used to reinforce the joinery.
- Metal fasteners should be used where appropriate to ensure commercial frame strength.
- Manufacturer to verify all necessary parts, hardware and dimensions required for assembly.
- All wood to be kiln dried and treated to be insect and vermin free.
- Ensure that all pieces will fit in elevators and through doors prior to commencing fabrication.
- Show all pieces in shop drawings. Provide reproducible scaled shop drawings to Hotel Operator Representative prior to production.
- Provide clear alcohol and water-resistant penetrating sealer as required at wood.
- Solid hardwood frames to be certified sustainable sources. All stress joints to be connected by double doweled, screwed and glued corner reinforcement.
- All corners of metal frame to be mitered; All welds to be filled and fully finished; Grind and smooth all edges; No visible welds, seams, or burn marks; Seal as required.
- Finish goods containing composite wood products must comply with California Code of Regulations 93120. Product and carton will be labeled in accordance with this regulation.
- Manufacturer to clearly mark each carton with item ID and specification number.

Project Name: Home2 FF&E Specs
 Scheme: (B) Dynamic
 Issue Date: March-23
 Revisions: May-23 Δ1

Item Number: **(B) GR-313**
 Item Name: Working Wall @ Queen One Bedroom Suite - **REQUIRED**
 Area Name: Guest Suite

Manufacturer:	Foliot Furniture Inc.	Prime Hospitality
Address:	7000 Placid Street Las Vegas, NV 89119	2000 Remke Ave. Lawrenceburg, TN 38464
Phone:	877-613-0992	931-762-5800
Contact:	Karen Cox	Jim Donnelly
E-mail:	kcox@foliot.com	jim@primehospitalitygroup.com
Web:	www.foliot.com	www.primehospitalitygroup.com

Description: Working Wall Unit with Kitchenette, Drawer Bases (x2), Work Station, Mobile Desk, Wall Hooks, and Closet (2)



PL-01 PL-02 Hardware Finish

Dimensions: Refer to vendor shop drawings for details and dimensions of each working wall section.

Finish: To match PL-01 Wilsonart 5th Ave Elm 7966K-12 Soft Grain Texture with Aeon
 To match PL-02 Wilsonart High Line 7970K-18 Linearity Finish with Aeon
 Countertops (Kitchenette): ST-01
 Grommets: Black

Edge Detail: Square, 2 mm PVC Edgebanding to match

Hardware Style: Finish to match Satin Black OR TIGER Drylac Satin Jet Black 38/80020

Glides: Heavy duty adjustable nylon glides

Notes: Item to be provided in both left-handed and right-handed configurations. Architect and/or Interior Designer and Manufacturer to verify right and left hand units prior to fabrication.
 Data/Electrical: Refer to prototype plan set for locations.
 Provide plug-in LED strip light, 2700K, at closet with Black grommets.
 Manufacturer to provide necessary wall attachment hardware to support 250lbs. minimum. Manufacturer responsible for method of attachment. Refer to prototype drawings for configurations.

REQUIRED VENDOR, REQUIRED DESIGN



Project Name:	Home2 FF&E Specs	Item Number:	(B) GR-313
Scheme:	(B) Dynamic	Item Name:	Working Wall @ Queen One Bedroom Suite - REQUIRED
Issue Date:	March-23	Area Name:	Guest Suite
Revisions:	May-23 Δ1		

Instructions:

- All quantities to be verified by hotel operator prior to purchasing.
- It is the responsibility of the owner to interpret these specifications for each property.
- All interpretations of the specification **MUST** be submitted to Hilton Design Review (projecthub.hilton.com) for final approval prior to purchasing or implementation of any material.
- Must be of contract quality and suitable for commercial use.
- All materials and methods of construction must comply with all local fire and life safety codes and Brand Standards.
- Manufacturer to provide all necessary hardware for each item. All internal hardware (hinges, screws, bolts, etc.) shall be corrosion proof.
- Major joints as needed shall utilize lap joints or double doweled construction with corner blocks. Glue and staples are used to reinforce the joinery.
- Metal fasteners should be used where appropriate to ensure commercial frame strength.
- Manufacturer to verify all necessary parts, hardware and dimensions required for assembly.
- All wood to be kiln dried and treated to be insect and vermin free.
- Ensure that all pieces will fit in elevators and through doors prior to commencing fabrication.
- Show all pieces in shop drawings. Provide reproducible scaled shop drawings to Hotel Operator Representative prior to production.
- Provide clear alcohol and water-resistant penetrating sealer as required at wood.
- Solid hardwood frames to be certified sustainable sources. All stress joints to be connected by double doweled, screwed and glued corner reinforcement.
- All corners of metal frame to be mitered; All welds to be filled and fully finished; Grind and smooth all edges; No visible welds, seams, or burn marks; Seal as required.
- Finish goods containing composite wood products must comply with California Code of Regulations 93120. Product and carton will be labeled in accordance with this regulation.
- Manufacturer to clearly mark each carton with item ID and specification number.

Project Name: Home2 FF&E Specs
 Scheme: (B) Dynamic
 Issue Date: March-23

Item Number: **(B) GR-314**
 Item Name: Working Wall @ Queen One
 Bedroom Suite Accessible -
REQUIRED

Revisions: May-23 Δ1

Area Name: Guest Suite

Manufacturer: **Foliot Furniture Inc.**

Prime Hospitality

Address: 7000 Placid Street
 Las Vegas, NV 89119

2000 Remke Ave.
 Lawrenceburg, TN 38464

Phone: 877-613-0992

931-762-5800

Contact: Karen Cox

Jim Donnelly

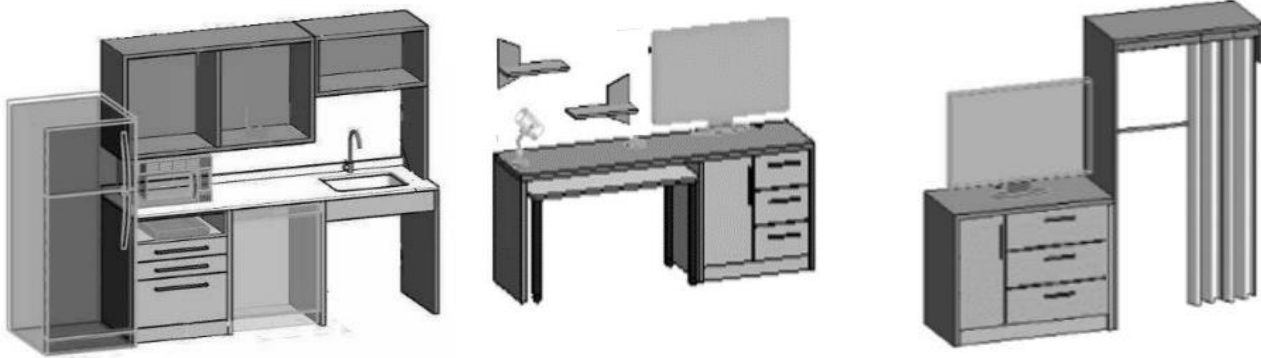
E-mail: kcox@foliot.com

jim@primehospitalitygroup.com

Web: www.foliot.com

www.primehospitalitygroup.com

Description: Working Wall Unit with Kitchenette, Drawer Base, Work Station, Mobile Desk, and Closet



PL-01



PL-02



Hardware Finish

Dimensions: Refer to vendor shop drawings for details and dimensions of each working wall section.

Finish: To match PL-01 Wilsonart 5th Ave Elm 7966K-12 Soft Grain Texture with Aeon
 To match PL-02 Wilsonart High Line 7970K-18 Linearity Finish with Aeon
 Countertops (Kitchenette): ST-01

Grommets: Black

Edge Detail: Square, 2 mm PVC Edgebanding to match

Hardware Style: Finish to match Satin Black OR TIGER Drylac Satin Jet Black 38/80020

Glides: Heavy duty adjustable nylon glides

Notes: Item to be provided in both left-handed and right-handed configurations. Architect and/or Interior Designer and Manufacturer to verify right and left hand units prior to fabrication.
 Data/Electrical: Refer to prototype plan set for locations.
 Provide plug-in LED strip light, 2700K, at closet with Black grommets.
 Manufacturer to provide necessary wall attachment hardware to support 250lbs. minimum. Manufacturer responsible for method of attachment. Refer to prototype drawings for configurations.

REQUIRED VENDOR, REQUIRED DESIGN



Project Name: Home2 FF&E Specs
Scheme: (B) Dynamic
Issue Date: March-23

Item Number: **(B) GR-314**
Item Name: Working Wall @ Queen One
Bedroom Suite Accessible -
REQUIRED

Revisions: May-23 Δ1

Area Name: Guest Suite

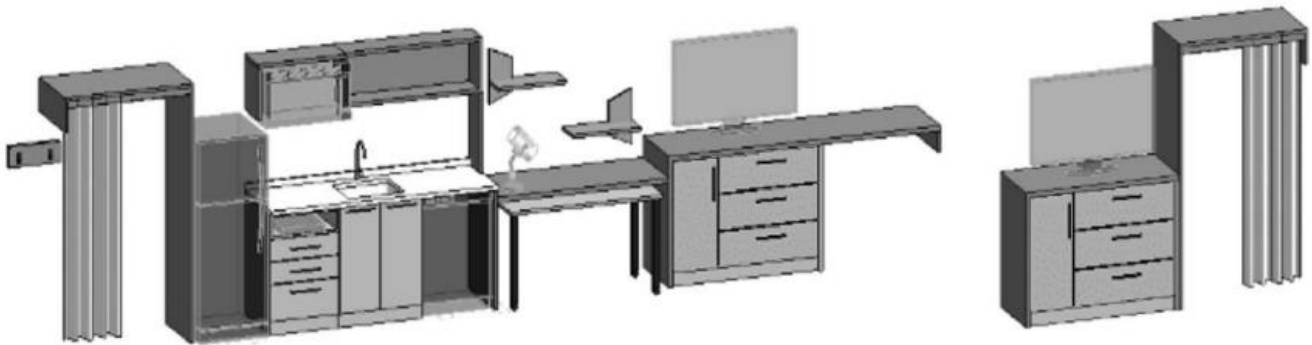
Instructions:

- All quantities to be verified by hotel operator prior to purchasing.
- It is the responsibility of the owner to interpret these specifications for each property.
- All interpretations of the specification **MUST** be submitted to Hilton Design Review (projecthub.hilton.com) for final approval prior to purchasing or implementation of any material.
- Must be of contract quality and suitable for commercial use.
- All materials and methods of construction must comply with all local fire and life safety codes and Brand Standards.
- Manufacturer to provide all necessary hardware for each item. All internal hardware (hinges, screws, bolts, etc.) shall be corrosion proof.
- Major joints as needed shall utilize lap joints or double doveled construction with corner blocks. Glue and staples are used to reinforce the joinery.
- Metal fasteners should be used where appropriate to ensure commercial frame strength.
- Manufacturer to verify all necessary parts, hardware and dimensions required for assembly.
- All wood to be kiln dried and treated to be insect and vermin free.
- Ensure that all pieces will fit in elevators and through doors prior to commencing fabrication.
- Show all pieces in shop drawings. Provide reproducible scaled shop drawings to Hotel Operator Representative prior to production.
- Provide clear alcohol and water-resistant penetrating sealer as required at wood.
- Solid hardwood frames to be certified sustainable sources. All stress joints to be connected by double doveled, screwed and glued corner reinforcement.
- All corners of metal frame to be mitered; All welds to be filled and fully finished; Grind and smooth all edges; No visible welds, seams, or burn marks; Seal as required.
- Finish goods containing composite wood products must comply with California Code of Regulations 93120. Product and carton will be labeled in accordance with this regulation.
- Manufacturer to clearly mark each carton with item ID and specification number.

Project Name:	Home2 FF&E Specs	Item Number:	(B) GR-315
Scheme:	(B) Dynamic	Item Name:	Working Wall @ King One Bedroom Suite - REQUIRED
Issue Date:	March-23	Area Name:	Guest Suite
Revisions:	May-23 Δ1		

Manufacturer:	Foliot Furniture Inc.	Prime Hospitality
Address:	7000 Placid Street Las Vegas, NV 89119	2000 Remke Ave. Lawrenceburg, TN 38464
Phone:	877-613-0992	931-762-5800
Contact:	Karen Cox	Jim Donnelly
E-mail:	kcox@foliot.com	jim@primehospitalitygroup.com
Web:	www.foliot.com	www.primehospitalitygroup.com

Description: Working Wall Unit with Kitchenette, Drawer Base (x2), Work Station, Mobile Desk, Wall Hooks, and Closet (x2)



PL-01 PL-02 Hardware Finish

Dimensions: Refer to vendor shop drawings for details and dimensions of each working wall section.

Finish: To match PL-01 Wilsonart 5th Ave Elm 7966K-12 Soft Grain Texture with Aeon
 To match PL-02 Wilsonart High Line 7970K-18 Linearity Finish with Aeon
 Countertops (Kitchenette): ST-01
 Grommets: Black

Edge Detail: Square, 2 mm PVC Edgebanding to match

Hardware Style: Finish to match Satin Black OR TIGER Drylac Satin Jet Black 38/80020

Glides: Heavy duty adjustable nylon glides

Notes: Item to be provided in both left-handed and right-handed configurations. Architect and/or Interior Designer and Manufacturer to verify right and left hand units prior to fabrication.
 Data/Electrical: Refer to prototype plan set for locations.
 Provide plug-in LED strip light, 2700K, at closet with Black grommets.
 Manufacturer to provide necessary wall attachment hardware to support 250lbs. minimum. Manufacturer responsible for method of attachment. Refer to prototype drawings for configurations.

REQUIRED VENDOR, REQUIRED DESIGN



Project Name:	Home2 FF&E Specs	Item Number:	(B) GR-315
Scheme:	(B) Dynamic	Item Name:	Working Wall @ King One Bedroom Suite - REQUIRED
Issue Date:	March-23	Area Name:	Guest Suite
Revisions:	May-23 Δ1		

Instructions:

- All quantities to be verified by hotel operator prior to purchasing.
- It is the responsibility of the owner to interpret these specifications for each property.
- All interpretations of the specification **MUST** be submitted to Hilton Design Review (projecthub.hilton.com) for final approval prior to purchasing or implementation of any material.
- Must be of contract quality and suitable for commercial use.
- All materials and methods of construction must comply with all local fire and life safety codes and Brand Standards.
- Manufacturer to provide all necessary hardware for each item. All internal hardware (hinges, screws, bolts, etc.) shall be corrosion proof.
- Major joints as needed shall utilize lap joints or double doweled construction with corner blocks. Glue and staples are used to reinforce the joinery.
- Metal fasteners should be used where appropriate to ensure commercial frame strength.
- Manufacturer to verify all necessary parts, hardware and dimensions required for assembly.
- All wood to be kiln dried and treated to be insect and vermin free.
- Ensure that all pieces will fit in elevators and through doors prior to commencing fabrication.
- Show all pieces in shop drawings. Provide reproducible scaled shop drawings to Hotel Operator Representative prior to production.
- Provide clear alcohol and water-resistant penetrating sealer as required at wood.
- Solid hardwood frames to be certified sustainable sources. All stress joints to be connected by double doweled, screwed and glued corner reinforcement.
- All corners of metal frame to be mitered; All welds to be filled and fully finished; Grind and smooth all edges; No visible welds, seams, or burn marks; Seal as required.
- Finish goods containing composite wood products must comply with California Code of Regulations 93120. Product and carton will be labeled in accordance with this regulation.
- Manufacturer to clearly mark each carton with item ID and specification number.

Project Name:	Home2 FF&E Specs	Item Number:	(B) GR-316
Scheme:	(B) Dynamic	Item Name:	Working Wall @ King One Bedroom Suite Accessible - REQUIRED
Issue Date:	March-23	Area Name:	Guest Suite
Revisions:	May-23 Δ1		

Manufacturer:	Foliot Furniture Inc.	Prime Hospitality
Address:	7000 Placid Street Las Vegas, NV 89119	2000 Remke Ave. Lawrenceburg, TN 38464
Phone:	877-613-0992	931-762-5800
Contact:	Karen Cox	Jim Donnelly
E-mail:	kcox@foliot.com	jim@primehospitalitygroup.com
Web:	www.foliot.com	www.primehospitalitygroup.com

Description: Working Wall Unit with Kitchenette, Drawer Base (x2), Work Station, Mobile Desk, Wall Hooks, and Closet



PL-01 PL-02 Hardware Finish

Dimensions: Refer to vendor shop drawings for details and dimensions of each working wall section.

Finish: To match PL-01 Wilsonart 5th Ave Elm 7966K-12 Soft Grain Texture with Aeon
To match PL-02 Wilsonart High Line 7970K-18 Linearity Finish with Aeon
Countertops (Kitchenette): ST-01
Grommets: Black

Edge Detail: Square, 2 mm PVC Edgebanding to match

Hardware Style: Finish to match Satin Black OR TIGER Drylac Satin Jet Black 38/80020

Glides: Heavy duty adjustable nylon glides

Notes: Item to be provided in both left-handed and right-handed configurations. Architect and/or Interior Designer and Manufacturer to verify right and left hand units prior to fabrication.
Data/Electrical: Refer to prototype plan set for locations.
Provide plug-in LED strip light, 2700K, at closet with Black grommets.
Manufacturer to provide necessary wall attachment hardware to support 250lbs. minimum. Manufacturer responsible for method of attachment. Refer to prototype drawings for configurations.

REQUIRED VENDOR, REQUIRED DESIGN



Project Name:	Home2 FF&E Specs	Item Number:	(B) GR-316
Scheme:	(B) Dynamic	Item Name:	Working Wall @ King One Bedroom Suite Accessible -
Issue Date:	March-23		REQUIRED
Revisions:	May-23 Δ1	Area Name:	Guest Suite

Instructions:

- All quantities to be verified by hotel operator prior to purchasing.
- It is the responsibility of the owner to interpret these specifications for each property.
- All interpretations of the specification MUST be submitted to Hilton Design Review (projecthub.hilton.com) for final approval prior to purchasing or implementation of any material.
- Must be of contract quality and suitable for commercial use.
- All materials and methods of construction must comply with all local fire and life safety codes and Brand Standards.
- Manufacturer to provide all necessary hardware for each item. All internal hardware (hinges, screws, bolts, etc.) shall be corrosion proof.
- Major joints as needed shall utilize lap joints or double doweled construction with corner blocks. Glue and staples are used to reinforce the joinery.
- Metal fasteners should be used where appropriate to ensure commercial frame strength.
- Manufacturer to verify all necessary parts, hardware and dimensions required for assembly.
- All wood to be kiln dried and treated to be insect and vermin free.
- Ensure that all pieces will fit in elevators and through doors prior to commencing fabrication.
- Show all pieces in shop drawings. Provide reproducible scaled shop drawings to Hotel Operator Representative prior to production.
- Provide clear alcohol and water-resistant penetrating sealer as required at wood.
- Solid hardwood frames to be certified sustainable sources. All stress joints to be connected by double doweled, screwed and glued corner reinforcement.
- All corners of metal frame to be mitered; All welds to be filled and fully finished; Grind and smooth all edges; No visible welds, seams, or burn marks; Seal as required.
- Finish goods containing composite wood products must comply with California Code of Regulations 93120. Product and carton will be labeled in accordance with this regulation.
- Manufacturer to clearly mark each carton with item ID and specification number.

Project Name:	Home2 FF&E Specs	Item Number:	(B) GR-317
Scheme:	(B) Dynamic	Item Name:	Dining Table @ One Bedroom Suite - REQUIRED
Issue Date:	March-23	Area Name:	Guest Suite
Revisions:	May-23 Δ1		

Manufacturer:	Foliot Furniture Inc.	Prime Hospitality
Address:	7000 Placid Street Las Vegas, NV 89119	2000 Remke Ave. Lawrenceburg, TN 38464
Phone:	877-613-0992	931-762-5800
Contact:	Karen Cox	Jim Donnelly
E-mail:	kcox@foliot.com	jim@primehospitalitygroup.com
Web:	www.foliot.com	www.primehospitalitygroup.com

Description: Square Dining Table with Laminate Top and Wood Leg Base

Dimensions: 36"W x 36"D x 30"H

Top Material Finish: To match PL-01 Wilsonart 5th Ave Elm 7966K-12 Soft Grain Texture with Aeon

Base Material Finish: To match PL-01 Wilsonart 5th Ave Elm 7966K-12 Soft Grain Texture with Aeon

Edge Detail: 2mm PVC Edgebanding to match PL-01 Wilsonart 5th Ave Elm 7966K-12 Soft Grain Texture with Aeon



PL-01

Notes: This is a knockdown (K/D) product. Base to be installed on-site. Top to be attached to base per manufacturer's recommendation.
Provide levelers with nylon glides.
Pre-Catalyzed lacquer on all deciduous hardwood components or wood look plastic laminate.

REQUIRED VENDOR, REQUIRED DESIGN

Instructions:

- All quantities to be verified by hotel operator prior to purchasing.
- It is the responsibility of the owner to interpret these specifications for each property.
- All interpretations of the specification MUST be submitted to Hilton Design Review (projecthub.hilton.com) for final approval prior to purchasing or implementation of any material.
- Must be of contract quality and suitable for commercial use.
- All materials and methods of construction must comply with all local fire and life safety codes and Brand Standards.
- Manufacturer to provide all necessary hardware for each item. All internal hardware (hinges, screws, bolts, etc.) shall be corrosion proof.
- Major joints as needed shall utilize lap joints or double doweled construction with corner blocks. Glue and staples are used to reinforce the joinery.
- Metal fasteners should be used where appropriate to ensure commercial frame strength.
- Manufacturer to verify all necessary parts, hardware and dimensions required for assembly.
- All wood to be kiln dried and treated to be insect and vermin free.
- Ensure that all pieces will fit in elevators and through doors prior to commencing fabrication.



Project Name: Home2 FF&E Specs
Scheme: (B) Dynamic
Issue Date: March-23
Revisions: May-23 Δ1

Item Number: **(B) GR-317**
Item Name: Dining Table @ One Bedroom Suite - **REQUIRED**
Area Name: Guest Suite

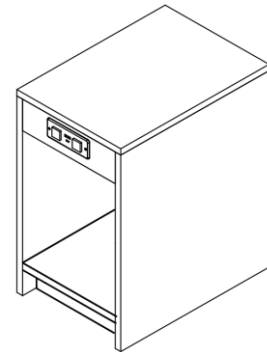
- Show all pieces in shop drawings. Provide reproducible scaled shop drawings to Hotel Operator Representative prior to production.
- Provide clear alcohol and water-resistant penetrating sealer as required at wood.
- Solid hardwood frames to be certified sustainable sources. All stress joints to be connected by double doweled, screwed and glued corner reinforcement.
- All corners of metal frame to be mitered; All welds to be filled and fully finished; Grind and smooth all edges; No visible welds, seams, or burn marks; Seal as required.
- Finish goods containing composite wood products must comply with California Code of Regulations 93120. Product and carton will be labeled in accordance with this regulation.
- Manufacturer to clearly mark each carton with item ID and specification number.

Project Name: Home2 FF&E Specs
 Scheme: (B) Dynamic
 Issue Date: March-23
 Revisions: May-23 Δ1

Item Number: **(B) GR-318**
 Item Name: Side Table @ Sofa - **REQUIRED**
 Area Name: Guest Suite

Manufacturer:	Foliot Furniture Inc.	Prime Hospitality
Address:	7000 Placid Street Las Vegas, NV 89119	2000 Remke Ave. Lawrenceburg, TN 38464
Phone:	877-613-0992	931-762-5800
Contact:	Karen Cox	Jim Donnelly
E-mail:	kcox@foliot.com	jim@primehospitalitygroup.com
Web:	www.foliot.com	www.primehospitalitygroup.com

Description: Side Table @ Sofa with Integrated Power and Open Shelf
 Dimensions: 14"W x 22"D x 24"H
 Finish: Inside Back Panel: PL-01 Wilsonart 5th Ave Elm
 7966K-12 Soft Grain Texture with Aeon
 Overall: PL-02 Wilsonart High Line 7970K-18
 Linearity Finish with Aeon
 Edge Detail: Square Edge with radiused corner, 2mm edge
 banding to match PL-02



PL-01



PL-02

Notes: Data/Electrical: (1) Mini/multimedia hub (Black finish) mounted at shelf face with (2) standard outlets and (2) USB ports.
 Adjustable levelers

REQUIRED VENDOR, REQUIRED DESIGN

Instructions:

- All quantities to be verified by hotel operator prior to purchasing.
- It is the responsibility of the owner to interpret these specifications for each property.
- All interpretations of the specification MUST be submitted to Hilton Design Review (projecthub.hilton.com) for final approval prior to purchasing or implementation of any material.
- Must be of contract quality and suitable for commercial use.
- All materials and methods of construction must comply with all local fire and life safety codes and Brand Standards.
- Manufacturer to provide all necessary hardware for each item. All internal hardware (hinges, screws, bolts, etc.) shall be corrosion proof.
- Major joints as needed shall utilize lap joints or double doweled construction with corner blocks. Glue and staples are used to reinforce the joinery.
- Metal fasteners should be used where appropriate to ensure commercial frame strength.
- Manufacturer to verify all necessary parts, hardware and dimensions required for assembly.
- All wood to be kiln dried and treated to be insect and vermin free.



Project Name: Home2 FF&E Specs
Scheme: (B) Dynamic
Issue Date: March-23
Revisions: May-23 Δ1

Item Number: **(B) GR-318**
Item Name: Side Table @ Sofa - **REQUIRED**
Area Name: Guest Suite

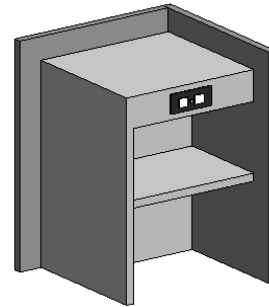
- Ensure that all pieces will fit in elevators and through doors prior to commencing fabrication.
- Show all pieces in shop drawings. Provide reproducible scaled shop drawings to Hotel Operator Representative prior to production.
- Provide clear alcohol and water-resistant penetrating sealer as required at wood.
- Solid hardwood frames to be certified sustainable sources. All stress joints to be connected by double doweled, screwed and glued corner reinforcement.
- All corners of metal frame to be mitered; All welds to be filled and fully finished; Grind and smooth all edges; No visible welds, seams, or burn marks; Seal as required.
- Finish goods containing composite wood products must comply with California Code of Regulations 93120. Product and carton will be labeled in accordance with this regulation.
- Manufacturer to clearly mark each carton with item ID and specification number.

Project Name: Home2 FF&E Specs
 Scheme: (B) Dynamic
 Issue Date: March-23
 Revisions: May-23 Δ1

Item Number: **(B) GR-319**
 Item Name: Nightstand @ Right - **REQUIRED**
 Area Name: Guest Suite

Manufacturer:	Foliot Furniture Inc.	Prime Hospitality
Address:	7000 Placid Street Las Vegas, NV 89119	2000 Remke Ave. Lawrenceburg, TN 38464
Phone:	877-613-0992	931-762-5800
Contact:	Karen Cox	Jim Donnelly
E-mail:	kcox@foliot.com	jim@primehospitalitygroup.com
Web:	www.foliot.com	www.primehospitalitygroup.com

Description: Nightstand with integrated power and open shelf
 Dimensions: 22"W x 21"D x 29"H
 Finish:
 PL-01: Wilsonart 5th Ave Elm 7966K-12 Soft Grain Texture with Aeon
 PL-02: Wilsonart High Line 7970K-18 Linearity Finish with Aeon
 Edge Detail: Square Edge, 2mm edge banding to match PL-01



PL-01



PL-02

Notes: Coordinate height with mattress height per Hilton Standards.
 Data/Electrical: (2) Mini/multimedia hub (Black finish) mounted on the face of nightstand panel, to feature (2) standard outlets and (2) USB ports each
 Pre-Catalyzed lacquer on all deciduous hardwood components or wood look plastic laminate.

REQUIRED VENDOR, REQUIRED DESIGN

Instructions:

- All quantities to be verified by hotel operator prior to purchasing.
- It is the responsibility of the owner to interpret these specifications for each property.
- All interpretations of the specification MUST be submitted to Hilton Design Review (projecthub.hilton.com) for final approval prior to purchasing or implementation of any material.
- Must be of contract quality and suitable for commercial use.
- All materials and methods of construction must comply with all local fire and life safety codes and Brand Standards.
- Manufacturer to provide all necessary hardware for each item. All internal hardware (hinges, screws, bolts, etc.) shall be corrosion proof.
- Major joints as needed shall utilize lap joints or double doweled construction with corner blocks. Glue and staples are used to reinforce the joinery.
- Metal fasteners should be used where appropriate to ensure commercial frame strength.
- Manufacturer to verify all necessary parts, hardware and dimensions required for assembly.
- All wood to be kiln dried and treated to be insect and vermin free.



Project Name: Home2 FF&E Specs
Scheme: (B) Dynamic
Issue Date: March-23
Revisions: May-23 Δ1

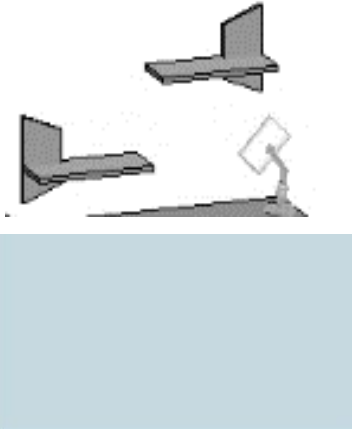
Item Number: **(B) GR-319**
Item Name: Nightstand @ Right - **REQUIRED**
Area Name: Guest Suite

- Ensure that all pieces will fit in elevators and through doors prior to commencing fabrication.
- Show all pieces in shop drawings. Provide reproducible scaled shop drawings to Hotel Operator Representative prior to production.
- Provide clear alcohol and water-resistant penetrating sealer as required at wood.
- Solid hardwood frames to be certified sustainable sources. All stress joints to be connected by double doweled, screwed and glued corner reinforcement.
- Finish goods containing composite wood products must comply with California Code of Regulations 93120. Product and carton will be labeled in accordance with this regulation.
- Manufacturer to clearly mark each carton with item ID and specification number.

Project Name: Home2 FF&E Specs Item Number: **(B) GR-320**
 Scheme: (B) Dynamic Item Name: Decorative Shelves Above Desk - **REQUIRED**
 Issue Date: March-23
 Revisions: May-23 Δ1 Area Name: Guest Suite

Manufacturer:	Foliot Furniture Inc.	Prime Hospitality
Address:	7000 Placid Street Las Vegas, NV 89119	2000 Remke Ave. Lawrenceburg, TN 38464
Phone:	877-613-0992	931-762-5800
Contact:	Karen Cox	Jim Donnelly
E-mail:	kcox@foliot.com	jim@primehospitalitygroup.com
Web:	www.foliot.com	www.primehospitalitygroup.com

Description: Decorative Shelves above Desk
 Dimensions: 2'-0" W x 14" H x 10"D
 Finish: Powder coated stainless steel to match Sherwin Williams SW6226 Languid Blue in matte finish
 Edge Detail: Eased
 Hardware Style: Finish to match Sherwin Williams SW6226 Languid Blue



Notes: Manufacturer to provide necessary wall attachment hardware to support 50lbs. minimum. Manufacturer responsible for method of attachment. Refer to prototype drawings for configurations.

REQUIRED VENDOR, REQUIRED DESIGN

Instructions:

- All quantities to be verified by hotel operator prior to purchasing.
- It is the responsibility of the owner to interpret these specifications for each property.
- All interpretations of the specification MUST be submitted to Hilton Design Review (projecthub.hilton.com) for final approval prior to purchasing or implementation of any material.
- Must be of contract quality and suitable for commercial use.
- All materials and methods of construction must comply with all local fire and life safety codes and Brand Standards.
- Manufacturer to provide all necessary hardware for each item. All internal hardware (hinges, screws, bolts, etc.) shall be corrosion proof.
- Metal fasteners should be used where appropriate to ensure commercial frame strength.
- Manufacturer to verify all necessary parts, hardware and dimensions required for assembly.
- Show all pieces in shop drawings. Provide reproducible scaled shop drawings to Hotel Operator Representative prior to production.
- All corners of metal frame to be mitered; All welds to be filled and fully finished; Grind and smooth all edges; No visible welds, seams, or burn marks; Seal as required.
- Finish goods containing composite wood products must comply with California Code of Regulations 93120. Product and carton will be labeled in accordance with this regulation.
- Manufacturer to clearly mark each carton with item ID and specification number.

Project Name: Home2 FF&E Specs
Scheme: (B) Dynamic
Issue Date: March-23
Revisions:

Item Number: **(B) GR-321**
Item Name: Wall Shelf @ Bathroom -
REQUIRED
Area Name: Guest Suite

Manufacturer: **WingIts Innovations, LLC**
Address: 3399 E. Grand River Ave, Ste. 100
Howell, MI 48843

Phone: 517-225-5225
Contact: David Burcon
E-mail: dburcon@wingits.com
Web: www.wingits.com

Description: Metal Shelf @ Guest Bathroom
Model Name: Infinite Elegance Stainless Steel Floating Shelf
Model Number: WIEFS21SN
Dimensions: 21" W x 1.1"H x 4.25"D
Finish: Satin Stainless Steel
Orientation: Horizontal
Mounting Height: See architectural drawings
Notes: Manufacturer to provide mounting hardware.



REQUIRED VENDOR, REQUIRED DESIGN

Instructions:

- All quantities to be verified by hotel operator prior to purchasing.
- It is the responsibility of the owner to interpret these specifications for each property.
- All interpretations of the specification **MUST** be submitted to Hilton Design Review (projecthub.hilton.com) for final approval prior to purchasing or implementation of any material.
- Must be of contract quality and suitable for commercial use.
- All materials and methods of construction must comply with all local fire and life safety codes for use in hotels and other public spaces, and Brand Standards.
- Manufacturer to provide all necessary hardware for each item. All internal hardware (hinges, screws, bolts, etc.) shall be corrosion proof.
- Provide all parts, pieces and instructions for complete installation. Mounting method to be sufficient for weight of piece.
- Show all pieces in shop drawings. Provide reproducible scaled shop drawings to Hotel Operator Representative prior to production.
- All corners of metal frame to be mitered; All welds to be filled and fully finished; Grind and smooth all edges; No visible welds, seams, or burn marks; Seal as required.
- Manufacturer to clearly mark each carton with item ID and specification number.

Project Name: Home2 FF&E Specs
 Scheme: (B) Dynamic
 Issue Date: March-23
 Revisions: May-23 Δ1

Item Number: **(B) GR-322**
 Item Name: Nightstand @ Queen Queen - **REQUIRED**
 Area Name: Guest Suite

Manufacturer:	Foliot Furniture Inc.	Prime Hospitality
Address:	7000 Placid Street Las Vegas, NV 89119	2000 Remke Ave. Lawrenceburg, TN 38464
Phone:	877-613-0992	931-762-5800
Contact:	Karen Cox	Jim Donnelly
E-mail:	kcox@foliot.com	jim@primehospitalitygroup.com
Web:	www.foliot.com	www.primehospitalitygroup.com

Description: Nightstand with Integrated Power and Open Shelf
 Dimensions: 33"W x 20"D x 29"H
 Finish:
 PL-01: Wilsonart 5th Ave Elm 7966K-12 Soft Grain Texture with Aeon
 PL-02: Wilsonart High Line 7970K-18 Linearity Finish with Aeon
 Edge Detail: Square Edge, 2mm edge banding to match PL-01



PL-01

PL-02

Notes: Coordinate height with mattress height per Hilton Standards.
 Data/Electrical: (1) Mini/multimedia hub (Black finish) mounted on the face of nightstand panel, to feature (2) standard outlets and (2) USB ports each
 Pre-Catalyzed lacquer on all deciduous hardwood components or wood look plastic laminate.

REQUIRED VENDOR, REQUIRED DESIGN

Instructions:

- All quantities to be verified by hotel operator prior to purchasing.
- It is the responsibility of the owner to interpret these specifications for each property.
- All interpretations of the specification MUST be submitted to Hilton Design Review (projecthub.hilton.com) for final approval prior to purchasing or implementation of any material.
- Must be of contract quality and suitable for commercial use.
- All materials and methods of construction must comply with all local fire and life safety codes and Brand Standards.
- Manufacturer to provide all necessary hardware for each item. All internal hardware (hinges, screws, bolts, etc.) shall be corrosion proof.
- Major joints as needed shall utilize lap joints or double doweled construction with corner blocks. Glue and staples are used to reinforce the joinery.
- Metal fasteners should be used where appropriate to ensure commercial frame strength.
- Manufacturer to verify all necessary parts, hardware and dimensions required for assembly.
- All wood to be kiln dried and treated to be insect and vermin free.



Project Name: Home2 FF&E Specs
Scheme: (B) Dynamic
Issue Date: March-23
Revisions: May-23 Δ1

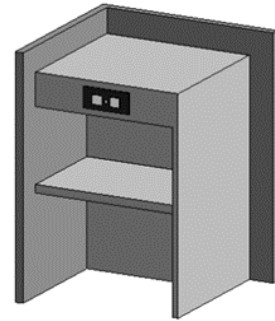
Item Number: **(B) GR-322**
Item Name: Nightstand @ Queen Queen -
REQUIRED
Area Name: Guest Suite

- Ensure that all pieces will fit in elevators and through doors prior to commencing fabrication.
- Show all pieces in shop drawings. Provide reproducible scaled shop drawings to Hotel Operator Representative prior to production.
- Provide clear alcohol and water-resistant penetrating sealer as required at wood.
- Solid hardwood frames to be certified sustainable sources. All stress joints to be connected by double doweled, screwed and glued corner reinforcement.
- Finish goods containing composite wood products must comply with California Code of Regulations 93120. Product and carton will be labeled in accordance with this regulation.
- Manufacturer to clearly mark each carton with item ID and specification number.

Project Name: Home2 FF&E Specs Item Number: **(B) GR-323**
 Scheme: (B) Dynamic Item Name: Nightstand @ Left - **REQUIRED**
 Issue Date: March-23
 Revisions: May-23 Δ1 Area Name: Guest Suite

Manufacturer:	Foliot Furniture Inc.	Prime Hospitality
Address:	7000 Placid Street Las Vegas, NV 89119	2000 Remke Ave. Lawrenceburg, TN 38464
Phone:	877-613-0992	931-762-5800
Contact:	Karen Cox	Jim Donnelly
E-mail:	kcox@foliot.com	jim@primehospitalitygroup.com
Web:	www.foliot.com	www.primehospitalitygroup.com

Description: Nightstand with Integrated Power and Open Shelf
 Dimensions: 22"W x 21"D x 29"H
 Finish:
 PL-01: Wilsonart 5th Ave Elm 7966K-12 Soft Grain
 Texture with Aeon
 PL-02: Wilsonart High Line 7970K-18 Linearity
 Finish with Aeon
 Edge Detail: Square Edge, 2mm edge banding to match PL-01



PL-01



PL-02

Notes: Coordinate height with mattress height per Hilton Standards.
 Data/Electrical: (2) Mini/multimedia hub (Black finish) mounted on the face of nightstand panel, to feature (2) standard outlets and (2) USB ports each
 Pre-Catalyzed lacquer on all deciduous hardwood components or wood look plastic laminate.

REQUIRED VENDOR, REQUIRED DESIGN

Instructions:

- All quantities to be verified by hotel operator prior to purchasing.
- It is the responsibility of the owner to interpret these specifications for each property.
- All interpretations of the specification MUST be submitted to Hilton Design Review (projecthub.hilton.com) for final approval prior to purchasing or implementation of any material.
- Must be of contract quality and suitable for commercial use.
- All materials and methods of construction must comply with all local fire and life safety codes and Brand Standards.
- Manufacturer to provide all necessary hardware for each item. All internal hardware (hinges, screws, bolts, etc.) shall be corrosion proof.
- Major joints as needed shall utilize lap joints or double doweled construction with corner blocks. Glue and staples are used to reinforce the joinery.
- Metal fasteners should be used where appropriate to ensure commercial frame strength.
- Manufacturer to verify all necessary parts, hardware and dimensions required for assembly.
- All wood to be kiln dried and treated to be insect and vermin free.



Project Name: Home2 FF&E Specs
Scheme: (B) Dynamic
Issue Date: March-23
Revisions: May-23 Δ1

Item Number: **(B) GR-323**
Item Name: Nightstand @ Left - **REQUIRED**
Area Name: Guest Suite

- Ensure that all pieces will fit in elevators and through doors prior to commencing fabrication.
- Show all pieces in shop drawings. Provide reproducible scaled shop drawings to Hotel Operator Representative prior to production.
- Provide clear alcohol and water-resistant penetrating sealer as required at wood.
- Solid hardwood frames to be certified sustainable sources. All stress joints to be connected by double doweled, screwed and glued corner reinforcement.
- Finish goods containing composite wood products must comply with California Code of Regulations 93120. Product and carton will be labeled in accordance with this regulation.
- Manufacturer to clearly mark each carton with item ID and specification number.

Project Name: Home2 FF&E Specs
Scheme: (B) Dynamic
Issue Date: March-23
Revisions:

Item Number: **(B) GR-324**
Item Name: Wall Shelf @ Accessible Bathroom
- **REQUIRED**
Area Name: Guest Suite

Manufacturer: **WingIts Innovations, LLC**
Address: 3399 E. Grand River Ave, Ste. 100
Howell, MI 48843

Phone: 517-225-5225
Contact: David Burcon
E-mail: dburcon@wingits.com
Web: www.wingits.com

Description: Metal Shelf @ Guest Bathroom
Model Name: Infinite Elegance Stainless Steel Floating Shelf
Model Number: WIEFS14SN
Dimensions: 14" W x 1.1"H x 4.25"D
Finish: Satin Stainless Steel
Orientation: Horizontal
Mounting Height: See architectural drawings
Notes: Manufacturer to provide mounting hardware.



REQUIRED VENDOR, REQUIRED DESIGN

Instructions:

- All quantities to be verified by hotel operator prior to purchasing.
- It is the responsibility of the owner to interpret these specifications for each property.
- All interpretations of the specification **MUST** be submitted to Hilton Design Review (projecthub.hilton.com) for final approval prior to purchasing or implementation of any material.
- Must be of contract quality and suitable for commercial use.
- All materials and methods of construction must comply with all local fire and life safety codes for use in hotels and other public spaces, and Brand Standards.
- Manufacturer to provide all necessary hardware for each item. All internal hardware (hinges, screws, bolts, etc.) shall be corrosion proof.
- Provide all parts, pieces and instructions for complete installation. Mounting method to be sufficient for weight of piece.
- Show all pieces in shop drawings. Provide reproducible scaled shop drawings to Hotel Operator Representative prior to production.
- All corners of metal frame to be mitered; All welds to be filled and fully finished; Grind and smooth all edges; No visible welds, seams, or burn marks; Seal as required.
- Manufacturer to clearly mark each carton with item ID and specification number.

Project Name: Home2 FF&E Specs
 Scheme: (B) Dynamic
 Issue Date: March-23
 Revisions: June-23 Δ2

Item Number: **(B) GR-400**
 Item Name: Blackout & Sheer Roller Shade
 Area Name: Guest Suite

Manufacturer:	EE Sewing	Fabtex	Hunter Douglas Hospitality	Standard Textile
Address:	21601 E 340 Road Chelsea, Oklahoma 74016	29 Woodbine Lane Danville, PA 17821	12975 Brookprinter Place, Ste 210 Poway, CA 92064	One Knollcrest Dr Cincinnati, Ohio 45237
Phone:	918-789-5881	800-778-2791 x738	571-239-2746	410-484-5836
Contact:	Luke Cowles	Eric Frantz	Lindsey Malone	Jerry Katz
E-mail:	ee@junct.com	eric.frantz@fabtex.com	lindsey@icfgroup.net	jkatz@standardtextile.com
Web:	www.eesewing.com	www.fabtex.com	www.hunterdouglas.com	www.standardtextile.com

Description: Window Treatment consisting of Wood Fascia, Manual Light Filtering Shade & Blackout Roller Shade

Ceiling Height: Typically 8'-0" VIF
 For any ceilings higher than 8'-0" the valance must be mounted lower than flush with the ceiling to maintain the intended overall window treatment proportions. For any ceilings lower than 8'-0" consult window treatment manufacturer for custom installation to ensure black-out conditions are achieved.

Opening Size: 6'-0"W x 6'-2" VIF

Mounting Method: Blackout Roller Shade: Outside mount into cornice dust cap, immediately adjacent to wall to minimize light gap, safely and securely. Blackout Roller Shade shall be mounted 6" above window where allowable, and shall extend 6" to the left and 6" to the right of the window and extend either 6" below the window or to the PTAC.
 Light Filtering Roller Shade: Inside mount to the window pocket. Light Filtering Roller Shade shall extend to the window sill. Final installation detail to be confirmed pending verification of each property.

Wood Cornice: 6"H Wood cornice. Finish to match window wall finish PT-01. Returns must conceal the outside mount blackout roller shade. Headbox should be enclosed on the top.


Blackout/Light Filtering Roller Shades: Roll towards the wall to minimize light bleed.

Hardware: HeliaRise Clutch System. Contractor quality hardware to be installed.

COM/COL: Fabric @ Blackout Shade:

Manufacturer: P Kaufmann
 Pattern: RS WGR Harlan
 Basecloth: Georgie RS China 110
 Color: Custom Multi
 Finish: Heatset
 Fire Rating: CAL TB 117-2013, NFPA 701
 Content: 100% Polyester
 Width: 110"
 Repeat: 27"H x 27"V
 Railroad: No
 Fabric @ Sheer:

Hunter Douglas; Pattern: Bleecker; Color: White; Content: 100% Polyester; Width: 118"; Openness: 6%; Fire Rating: NFPA 701-10TM#1
 EE Sewing, Inc.; Pattern: Stratos; Color: White
 Standard Textile; Pattern: SW7450; Color: Cotton; Content: 100% Polyester with acrylic backing; Width: 118"; Openness: 1%; Fire Rating: NFPA 701 California Title 19



Blackout



Sheer



Project Name:	Home2 FF&E Specs	Item Number:	(B) GR-400
Scheme:	(B) Dynamic	Item Name:	Blackout & Sheer Roller Shade
Issue Date:	March-23	Area Name:	Guest Suite
Revisions:	June-23 Δ2		

Notes: Fabtex; Pattern: Pugba; Color: White
Shade: Weighted fabric-wrapped hem bars.
Control Type: Stainless steel beaded chain. Chain stops shall be used to limit top and bottom/open and closed positions. Blackout Roller Shade ballstop to allow 5" of Blackout Shade revealed in up position.
Designer to determine left or right location of chain.
Chains shall be safely and securely anchored to the wall on the control side of PTAC with appropriate anchors and chain hold down brackets and warning labels as such to comply with local and and national safety regulations. Must comply with ANSI standard for child safety, ANSI WCMA A100.1, Section 6.5.

Unless Using A Specified Manufacturer, Submit The Following Required Item(s) for Approval Prior to Fabrication:

Cutting **Shop Drawing** **Flame Certificate**

Manufacturer to confirm the Product meets Hilton Design and Construction Standards as noted in Section 2515.03

Instructions:

- All quantities to be verified by hotel operator prior to purchasing.
- It is the responsibility of the owner to interpret these specifications for each property.
- All interpretations of the specification MUST be submitted to Hilton Design Review (projecthub.hilton.com) for final approval prior to purchasing or implementation of any material.
- Must be of contract quality and suitable for commercial use.
- COM quantities must be verified by fabricator prior to ordering.
- All materials and methods of construction must comply with all local fire and life safety codes for use in hotels and other public spaces, and Brand Standards.
- All quantity requirements must be verified by on-site measurements taken prior to fabrication.
- Drapery fabricator to provide all hardware complete for installation.
- Drapery fabricator is responsible for the size and quantity of all hardware to be used.
- Draperies must meet Class 1 ASTM E-84 and NFPA 701 Small and Large Scale as required by local and state fire codes for use in hotels.
- Manufacturer to clearly mark each carton with item ID and specification number.

Project Name: Home2 FF&E Specs
 Scheme: (B) Dynamic
 Issue Date: March-23
 Revisions: June-23 Δ2

Item Number: **(B) GR-401**
 Item Name: Motorized Blackout & Sheer Roller Shade
 Area Name: Guest Suite

Manufacturer:	EE Sewing	Fabtex	Hunter Douglas Hospitality	Standard Textile
Address:	21601 E 340 Road Chelsea, Oklahoma 74016	29 Woodbine Lane Danville, PA 17821	12975 Brookprinter Place, Ste 210 Poway, CA 92064	One Knollcrest Dr Cincinnati, Ohio 45237
Phone:	918-789-5881	800-778-2791 x738	571-239-2746	410-484-5836
Contact:	Luke Cowles	Eric Frantz	Lindsey Malone	Jerry Katz
E-mail:	ee@junct.com	eric.frantz@fabtex.com	lindsey@jcfgroup.net	jkatz@standardtextile.com
Web:	www.eesewing.com	www.fabtex.com	www.hunterdouglas.com	www.standardtextile.com

Description: Motorized Window Treatment consisting of Wood Fascia, Manual Light Filtering Shade & Blackout Roller Shade

Ceiling Height: Typically 8'-0" VIF
 For any ceilings higher than 8'-0" the valance must be mounted lower than flush with the ceiling to maintain the intended overall window treatment proportions. For any ceilings lower than 8'-0" consult window treatment manufacturer for custom installation to ensure black-out conditions are achieved.

Opening Size: 6'-0"W x 6'-2" VIF

Mounting Method: Blackout Roller Shade: Outside mount into cornice dust cap, immediately adjacent to wall to minimize light gap, safely and securely. Blackout Roller Shade shall be mounted 6" above window where allowable, and shall extend 6" to the left and 6" to the right of the window and extend either 6" below the window or to the PTAC.
 Light Filtering Roller Shade: Inside mount to the window pocket. Light Filtering Roller Shade shall extend to the window sill. Final installation detail to be confirmed pending verification of each property.

Wood Cornice: 6"H Wood cornice. Finish to match window wall finish PT-01. Returns must conceal the outside mount blackout roller shade. Headbox should be enclosed on the top.


Blackout/Light Filtering Roller Shades: Roll towards the wall to minimize light bleed.

ADA Hardware: Momentary Rocker Switch Leveton 5657-2W or equal. No visible wiring allowed. All switches and cover plates must be a white finish. Contract quality hardware to be installed. ADA Room Control type must comply with current ADA guidelines including Item 309.4 of 2010 ADA.

Fabric @ Blackout Shade:

Manufacturer: P Kaufmann
 Pattern: RS WGR Harlan
 Basecloth: Georgie RS China 110
 Color: Custom Multi
 Finish: Heatset
 Fire Rating: CAL TB 117-2013, NFPA 701
 Content: 100% Polyester
 Width: 110"
 Repeat: 27"H x 27"V
 Railroad: No
 Fabric @ Sheer:

Hunter Douglas; Pattern: Bleecker; Color: White; Content: 100% Polyester; Width: 118"; Openness: 6%; Fire Rating: NFPA 701-10TM#1



Blackout



Sheer



Project Name:	Home2 FF&E Specs	Item Number:	(B) GR-401
Scheme:	(B) Dynamic	Item Name:	Motorized Blackout & Sheer Roller Shade
Issue Date:	March-23	Area Name:	Guest Suite
Revisions:	June-23 Δ2		

EE Sewing, Inc.; Pattern: Stratos; Color: White
Standard Textile; Pattern: SW7450; Color: Cotton; Content: 100% Polyester with acrylic backing; Width: 118"; Openness: 1%; Fire Rating: NFPA 701 California Title 19
Fabtex; Pattern: Pugba; Color: White

Notes: Shade: Weighted fabric-wrapped hem bars.
Control Type: Stainless steel beaded chain. Chain stops shall be used to limit top and bottom/open and closed positions. Blackout Roller Shade ballstop to allow 5" of Blackout Shade revealed in up position.
Designer to determine left or right location of chain.
Chains shall be safely and securely anchored to the wall on the control side of PTAC with appropriate anchors and chain hold down brackets and warning labels as such to comply with local and and national safety regulations. Must comply with ANSI standard for child safety, ANSI WCMA A100.1, Section 6.5.

Unless Using A Specified Manufacturer, Submit The Following Required Item(s) for Approval Prior to Fabrication:

Cutting **Shop Drawing** **Flame Certificate**

Manufacturer to confirm the Product meets Hilton Design and Construction Standards as noted in Section 2515.03

Instructions:

- All quantities to be verified by hotel operator prior to purchasing.
- It is the responsibility of the owner to interpret these specifications for each property.
- All interpretations of the specification MUST be submitted to Hilton Design Review (projecthub.hilton.com) for final approval prior to purchasing or implementation of any material.
- Must be of contract quality and suitable for commercial use.
- COM quantities must be verified by fabricator prior to ordering.
- All materials and methods of construction must comply with all local fire and life safety codes for use in hotels and other public spaces, and Brand Standards.
- All quantity requirements must be verified by on-site measurements taken prior to fabrication.
- Drapery fabricator to provide all hardware complete for installation.
- Drapery fabricator is responsible for the size and quantity of all hardware to be used.
- Draperies must meet Class 1 ASTM E-84 and NFPA 701 Small and Large Scale as required by local and state fire codes for use in hotels.
- Manufacturer to clearly mark each carton with item ID and specification number.

Project Name: Home2 FF&E Specs
Scheme: (B) Dynamic
Issue Date: March-23
Revisions: June-23 Δ2

Item Number: **(B) GR-402**
Item Name: Divider Drapery
Area Name: Guest Suite

Manufacturer: **P Kaufmann**
Address: 3 Park Ave. 3rd Fl.
New York, NY 10016

Phone: 646-593-2914
Contact: Emily Mann
E-mail: emann@pkaufmann.com
Web: www.pkaufmann.com

Description: Operable Room Divider with H2 Merino Drapery
(Color on both sides of drape)

Ceiling Height: 8'-0" Ceiling Height (VIF) Maintain clearance (4-6") AFF to be VIF
Mounting Method: Ceiling Mounted
Hardware: Wingits, Satin Nickel Finish
Panels Style: Operable Room Divider
Fixed or Operative: Operative
Panel Fullness: 150%
Finished Length: 2.5" clearance for rod and 2" clear at bottom AFF
Top Treatment Style: Hook Free Silver Rings; Finish: Satin Nickel
Dimensions: Hardware Finished Width: 36"
Finished Length: VIF. Maximum distance from finished floor to be 2".

COM/COL: Pattern must be on both sides of fabric
Manufacturer: P/Kaufmann
Pattern: Merino
Color: 020 Light Gray
Fabric Content: 100% Polyester
Width: 57"
Fire Ratings: NFPA-701

Notes: Hemming: 2" double side hems, 2" double bottom hem.
Draperies are made to order. **Please allow 120 days lead time to ensure product is received on time.**
Must comply with ANSI standard for child safety, ANSI WCMA A100.1, Section 6.5.



Unless Using A Specified Manufacturer, Submit The Following Required Item(s) for Approval Prior to Fabrication:
Seaming Diagram **Cutting** **Shop Drawing** **Flame Certificate**

Manufacturer to confirm the Product meets Hilton Design and Construction Standards as noted in Section 2515.03

Instructions:

- All quantities to be verified by hotel operator prior to purchasing.
- It is the responsibility of the owner to interpret these specifications for each property.
- All interpretations of the specification MUST be submitted to Hilton Design Review (projecthub.hilton.com) for final approval prior to purchasing or implementation of any material.
- Must be of contract quality and suitable for commercial use.
- COM quantities must be verified by fabricator prior to ordering.
- All materials and methods of construction must comply with all local fire and life safety codes for use in hotels and other public spaces, and Brand Standards.
- All quantity requirements must be verified by on-site measurements taken prior to fabrication.



Project Name: Home2 FF&E Specs
Scheme: (B) Dynamic
Issue Date: March-23
Revisions: June-23 Δ2

Item Number: **(B) GR-402**
Item Name: Divider Drapery
Area Name: Guest Suite

-
- Drapery fabricator to provide all hardware complete for installation.
 - Drapery fabricator is responsible for the size and quantity of all hardware to be used.
 - Draperies must meet Class 1 ASTM E-84 and NFPA 701 Small and Large Scale as required by local and state fire codes for use in hotels.
 - Manufacturer to clearly mark each carton with item ID and specification number.



Project Name: Home2 FF&E Specs
Scheme: (B) Dynamic
Issue Date: March-23

Item Number: **(B) GR-402.1**
Item Name: Divider Drapery Hardware
Area Name: Guest Suite

Revisions:

Manufacturer: **WingIts Innovations, LLC**
Address: 3399 E. Grand River Ave, Ste. 100
Howell, MI 48843

Phone: 517-225-5225
Contact: David Burcon
E-mail: dburcon@wingits.com
Web: www.wingits.com

Description: Ceiling Mounted Drapery Rod
Hardware: WingIt Room Divider - 36", satin stainless steel
Dimensions: Hardware Finished Width: 36"
Notes: Must be hung by stainless steel rods and anchored into structural wood blocking. The rod must be designed to release from the mount when loaded with excess of 100 pounds.

Unless Using A Specified Manufacturer, Submit The Following Required Item(s) for Approval Prior to Fabrication:
Finish Sample **Shop Drawing**

Manufacturer to confirm the Product meets Hilton Design and Construction Standards as noted in Section 2515.03

Instructions:

- All quantities to be verified by hotel operator prior to purchasing.
- It is the responsibility of the owner to interpret these specifications for each property.
- All interpretations of the specification MUST be submitted to Hilton Design Review (projecthub.hilton.com) for final approval prior to purchasing or implementation of any material.
- Must be of contract quality and suitable for commercial use.
- All materials and methods of construction must comply with all local fire and life safety codes for use in hotels and other public spaces, and Brand Standards.
- All quantity requirements must be verified by on-site measurements taken prior to fabrication.
- Manufacturer to provide all hardware complete for installation.
- Manufacturer is responsible for the size and quantity of all hardware to be used.
- Manufacturer to clearly mark each carton with item ID and specification number.

Project Name: Home2 FF&E Specs
 Scheme: (B) Dynamic
 Issue Date: March-23
 Revisions: June-23 Δ2

Item Number: **(B) GR-403**
 Item Name: Closet Drapery at Guest Suite
 Area Name: Guest Suite

Manufacturer: **P Kaufmann**
 Address: 3 Park Ave. 3rd Fl.
 New York, NY 10016

Phone: 646-593-2914
 Contact: Emily Mann
 E-mail: emann@pkaufmann.com
 Web: www.pkaufmann.com

Description: H2 Merino Drapery @ Guest Suite Closet
 (Color on both sides of drape)

Opening Quantity: 1
 Opening Dimensions: ~3'-6"W VIF
 Ceiling Height: Underside of closet 74" (VIF)
 Mounting Method: Drapery rod side mounted @ 72" AFF. Drapery rod provided by casework manufacturer.

Panels Style: Operable, grommet drape with satin stainless steel hardware
 Fixed or Operative: Operative
 Panel Fullness: 150%
 Finished Length: 2.5" clearance for rod and 2" clear at bottom AFF
 Top Treatment Style: Hook Free Silver Rings; Finish: Satin Nickel
 COM/COL: Pattern must be on both sides of fabric
 Manufacturer: P/Kaufmann
 Pattern: Merino
 Color: 020 Light Gray
 Fabric Content: 100% Polyester
 Width: 57"
 Fire Ratings: NFPA-701

Notes: Hemming: 2" double side hems, 2" double bottom hem.
 Draperies are made to order. **Please allow 120 days lead time to ensure product is received on time.**
 Must comply with ANSI standard for child safety, ANSI WCMA A100.1, Section 6.5.



Unless Using A Specified Manufacturer, Submit The Following Required Item(s) for Approval Prior to Fabrication:
Seaming Diagram **Cutting** **Shop Drawing** **Flame Certificate**

Manufacturer to confirm the Product meets Hilton Design and Construction Standards as noted in Section 2515.03

Instructions:

- All quantities to be verified by hotel operator prior to purchasing.
- It is the responsibility of the owner to interpret these specifications for each property.
- All interpretations of the specification MUST be submitted to Hilton Design Review (projecthub.hilton.com) for final approval prior to purchasing or implementation of any material.
- Must be of contract quality and suitable for commercial use.
- COM quantities must be verified by fabricator prior to ordering.
- All materials and methods of construction must comply with all local fire and life safety codes for use in hotels and other public spaces, and Brand Standards.
- All quantity requirements must be verified by on-site measurements taken prior to fabrication.



Project Name: Home2 FF&E Specs
Scheme: (B) Dynamic
Issue Date: March-23
Revisions: June-23 Δ2

Item Number: **(B) GR-403**
Item Name: Closet Drapery at Guest Suite
Area Name: Guest Suite

-
- Drapery fabricator to provide all hardware complete for installation.
 - Drapery fabricator is responsible for the size and quantity of all hardware to be used.
 - Draperies must meet Class 1 ASTM E-84 and NFPA 701 Small and Large Scale as required by local and state fire codes for use in hotels.
 - Manufacturer to clearly mark each carton with item ID and specification number.

Project Name: Home2 FF&E Specs
Scheme: (B) Dynamic
Issue Date: May-23
Revisions: June-23 Δ2

Item Number: **(B) GR-404**
Item Name: ADA Closet Drapery at Guest Suite
Area Name: Guest Suite

Manufacturer: **P Kaufmann**
Address: 3 Park Ave. 3rd Fl.
New York, NY 10016

Phone: 646-593-2914
Contact: Emily Mann
E-mail: emann@pkaufmann.com
Web: www.pkaufmann.com

Description: H2 Merino Drapery @ Guest Suite Closet
(Color on both sides of drape)
Manufacturer to Provide ADA Drapery Oval Ring to Pull in All ADA Guestrooms. Oval Ring Pull to be 44" AFF to Centerline of Ring Pull. Designer/Architect is Responsible for Determining Location and Quantity.



Opening Quantity: 1
Opening Dimensions: ~3'-6"W VIF
Ceiling Height: Underside of closet 74" (VIF)
Mounting Method: Drapery rod side mounted @ 72" AFF. Drapery rod provided by casework manufacturer.

Panels Style: Operable, grommet drape with satin nickel finish hardware

Fixed or Operative: Operative

Panel Fullness: 150%

Finished Length: 2.5" clearance for rod and 2" clear at bottom AFF

Top Treatment Style: Hook Free Silver Rings; Finish: Satin Nickel

COM/COL: Pattern must be on both sides of fabric
Manufacturer: P/Kaufmann
Pattern: Merino
Color: 020 Light Gray
Fabric Content: 100% Polyester
Width: 57"

Fire Ratings: NFPA-701

Notes: Hemming: 2" double side hems, 2" double bottom hem.
Draperies are made to order. **Please allow 120 days lead time to ensure product is received on time.**

Must comply with ANSI standard for child safety, ANSI WCMA A100.1, Section 6.5.

Unless Using A Specified Manufacturer, Submit The Following Required Item(s) for Approval Prior to Fabrication:

Seaming Diagram **Cutting** **Shop Drawing** **Flame Certificate**

Manufacturer to confirm the Product meets Hilton Design and Construction Standards as noted in Section 2515.03

Instructions:

- All quantities to be verified by hotel operator prior to purchasing.
- It is the responsibility of the owner to interpret these specifications for each property.
- All interpretations of the specification MUST be submitted to Hilton Design Review (projecthub.hilton.com) for final approval prior to purchasing or implementation of any material.
- Must be of contract quality and suitable for commercial use.



Project Name: Home2 FF&E Specs
Scheme: (B) Dynamic
Issue Date: May-23
Revisions: June-23 Δ2

Item Number: **(B) GR-404**
Item Name: ADA Closet Drapery at Guest Suite
Area Name: Guest Suite

-
- COM quantities must be verified by fabricator prior to ordering.
 - All materials and methods of construction must comply with all local fire and life safety codes for use in hotels and other public spaces, and Brand Standards.
 - All quantity requirements must be verified by on-site measurements taken prior to fabrication.
 - Drapery fabricator to provide all hardware complete for installation.
 - Drapery fabricator is responsible for the size and quantity of all hardware to be used.
 - Draperies must meet Class 1 ASTM E-84 and NFPA 701 Small and Large Scale as required by local and state fire codes for use in hotels.
 - Manufacturer to clearly mark each carton with item ID and specification number.

Project Name: Home2 FF&E Specs
Scheme: (B) Dynamic
Issue Date: June-23
Revisions: June-23 Δ2

Item Number: **(B) GR-405**
Item Name: ADA Divider Drapery at Guest
Area Name: Guest Suite

Manufacturer: **P Kaufmann**
Address: 3 Park Ave. 3rd Fl.
New York, NY 10016

Phone: 646-593-2914
Contact: Emily Mann
E-mail: emann@pkaufmann.com
Web: www.pkaufmann.com

Description: Operable Room Divider with H2 Merino Drapery
(Color on both sides of drape)
Manufacturer to Provide ADA Drapery Oval Ring to Pull in All ADA
Guestrooms. Oval Ring Pull to be 44" AFF to Centerline of Ring Pull.
Designer/Architect is Responsible for Determining Location and
Quantity.



Ceiling Height: 8'-0" Ceiling Height (VIF) Maintain clearance (4-6") AFF to be VIF
Mounting Method: Ceiling Mounted
Hardware: Wingits, Satin Nickel Finish
Panels Style: Operable Room Divider
Fixed or Operative: Operative
Panel Fullness: 150%
Finished Length: 2.5" clearance for rod and 2" clear at bottom AFF
Top Treatment Style: Hook Free Silver Rings; Finish: Satin Nickel
Dimensions: Hardware Finished Width: 36"
Finished Length: VIF. Maximum distance from finished floor to be 2".
COM/COL: Pattern must be on both sides of fabric
Manufacturer: P/Kaufmann
Pattern: Merino
Color: 020 Light Gray
Fabric Content: 100% Polyester
Width: 57"
Fire Ratings: NFPA-701
Notes: Hemming: 2" double side hems, 2" double bottom hem.
Draperies are made to order. **Please allow 120 days lead time to ensure product is received on time.**
Must comply with ANSI standard for child safety, ANSI WCMA A100.1, Section 6.5.

Unless Using A Specified Manufacturer, Submit The Following Required Item(s) for Approval Prior to Fabrication:
Seaming Diagram **Cutting** **Shop Drawing** **Flame Certificate**

Manufacturer to confirm the Product meets Hilton Design and Construction Standards as noted in Section 2515.03

Instructions:

- All quantities to be verified by hotel operator prior to purchasing.
- It is the responsibility of the owner to interpret these specifications for each property.
- All interpretations of the specification MUST be submitted to Hilton Design Review (projecthub.hilton.com) for final approval prior to purchasing or implementation of any material.
- Must be of contract quality and suitable for commercial use.



Project Name: Home2 FF&E Specs
Scheme: (B) Dynamic
Issue Date: June-23
Revisions: June-23 Δ2

Item Number: **(B) GR-405**
Item Name: ADA Divider Drapery at Guest
Area Name: Guest Suite

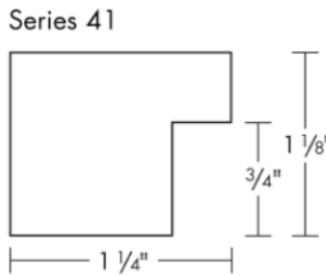
-
- COM quantities must be verified by fabricator prior to ordering.
 - All materials and methods of construction must comply with all local fire and life safety codes for use in hotels and other public spaces, and Brand Standards.
 - All quantity requirements must be verified by on-site measurements taken prior to fabrication.
 - Drapery fabricator to provide all hardware complete for installation.
 - Drapery fabricator is responsible for the size and quantity of all hardware to be used.
 - Draperies must meet Class 1 ASTM E-84 and NFPA 701 Small and Large Scale as required by local and state fire codes for use in hotels.
 - Manufacturer to clearly mark each carton with item ID and specification number.

Project Name: Home2 FF&E Specs
 Scheme: (B) Dynamic
 Issue Date: March-23
 Revisions: May-23 Δ1

Item Number: **(B) GR-500**
 Item Name: Art Above Sofa
 Area Name: Guest Suite

Manufacturer:	Kalisher	PI Fine Art	Wendover Art Group
Address:	800 Taylor Street, Suite 9A-154 Durham, NC 27701	1180 Caledonia Road Toronto, Ontario M6A 2W5	6465 126th Ave N Largo, Florida 33773
Phone:	919-967-4300 x123	416-789-7156 x255	727-573-1417
Contact:	Claire Sugg	Elise Vandebosch	Carmine Giso
E-mail:	c.sugg@kalisher.com	hilton@pifineart.com	hilton@wendoverart.com
Web:	www.kalisher.com	www.pifineart.com	www.wendoverart.com

Description: Framed Art @ Guest Room Sleeper Sofa
 Title/ Number: Custom Local Image
 Framed Size: 36" W x 24" H
 Frame Finish: Michelangelo 41-29 Black
 Mat: NA
 Molding Number: Michelangelo Avant-Garde 41-29
 Molding Width: 1 1/4"W x 1 1/8"H
 Orientation: Horizontal
 Hardware: "T" Security; 3-point
 Installation Height: See Prototype Drawings
 Glass Type: Non-Glare, Clear Hospitality Grade
 Notes: Foam Core backing
 See architectural prototype drawings for mounting height and location.



Unless Using A Specified Manufacturer, Submit The Following Required Item(s) for Approval Prior to Fabrication:
Finish Sample

Manufacturer to confirm the Product meets Hilton Design and Construction Standards as noted in Section 2515.05

Instructions:

- All quantities to be verified by hotel operator prior to purchasing.
- It is the responsibility of the owner to interpret these specifications for each property.
- All interpretations of the specification MUST be submitted to Hilton Design Review (projecthub.hilton.com) for final approval prior to purchasing or implementation of any material.
- Must be of contract quality and suitable for commercial use.
- All materials and methods of construction must comply with all local fire and life safety codes for use in hotels and other public spaces, and Brand Standards.
- Manufacturer to provide all component parts for complete assembly and installation.
- Mounting method to be sufficient for weight of piece.
- All pieces must be crated for shipping. All corners should be wrapped with corner guards. Crates should be labeled with instructions for shipment, storage and opening of crate.
- Manufacturer to provide 3-point or continuous cleat security cleating system appropriate for the size and weight of the
- Manufacturer to clearly mark each carton with item ID and specification number.
- Provide 1/4" (6mm) backer sheet, gator foam or tempered Masonite.

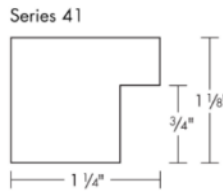
Project Name: Home2 FF&E Specs
 Scheme: (B) Dynamic
 Issue Date: March-23
 Revisions: June-23 Δ2

Item Number: **(B) GR-501**
 Item Name: Vanity Mirror
 Area Name: Guest Suite

Manufacturer:	Majestic Mirror	PI Fine Art	Wendover Art Group
Address:	7425 N.W. 79th Street Miami, FL 33166	1180 Caledonia Road Toronto, Ontario M6A 2W5	6465 126th Ave N Largo, Florida 33773
Phone:	305-827-2661 x106	416-789-7156 x255	727-573-1417
Contact:	Adam Jaffe	Elise Vandebosch	Carmine Giso
E-mail:	adam@majesticmirror.com	hilton@pifineart.com	hilton@wendoverart.com
Web:	www.kalisher.com	www.pifineart.com	www.wendoverart.com

Description: Framed Vanity Mirror @ Guest Room Bathroom, 3/16" Clear Float Mirror

Dimensions: 48" W x 30"H x 1.5"D
 Mirror Size: 45.5" W x 27.5"H
 Bevel: Clean Cut Polished; No Bevel
 Frame: Profile: Michelangelo Avant-Garde Series 41, Square, Dimensions: 1 1/4"W x 1 1/8"H
 Finish: To match RAL 1004 Golden Yellow in 20% sheen level
 Orientation: Horizontal
 Mounting Height: See Prototype Drawings
 Hardware: "T" Security; 3-point



Notes: Provide vinyl mirror safety backing with ANSI Safety backed, and moisture barrier tape.

Unless Using A Specified Manufacturer, Submit The Following Required Item(s) for Approval Prior to Fabrication:

Finish Sample

Manufacturer to confirm the Product meets Hilton Design and Construction Standards as noted in Section 2515.06

Instructions:

- All quantities to be verified by hotel operator prior to purchasing.
- It is the responsibility of the owner to interpret these specifications for each property.
- All interpretations of the specification MUST be submitted to Hilton Design Review (projecthub.hilton.com) for final approval prior to purchasing or implementation of any material.
- Must be of contract quality and suitable for commercial use.
- All materials and methods of construction must comply with all local fire and life safety codes for use in hotels and other public spaces, and Brand Standards.
- Provide all parts, pieces and instructions for complete installation. Mounting method to be sufficient for weight of piece.
- All pieces must be crated for shipping. All corners should be wrapped with corner guards. Crates should be labeled with instructions for shipment, storage and opening of crate.
- For mirrors over 48" in any direction, provide inner frame and crossbracing.
- Manufacturer to provide 3-point or continuous cleat security cleating system appropriate for the size and weight of the mirror.
- Manufacturer to clearly mark each carton with item ID and specification number.

Project Name: Home2 FF&E Specs
 Scheme: (B) Dynamic
 Issue Date: June-23

Item Number: **(B) GR-501 ALT**
 Item Name: Vanity Mirror - Lighted
 Area Name: Guest Suite

Revisions:

Manufacturer: **Majestic Mirror**
 Address: 7425 N.W. 79th Street
 Miami, FL 33166
 Phone: 305-827-2661 x106
 Contact: Adam Jaffe
 E-mail: adam@majesticmirror.com
 Web: www.kalisher.com

Description: Backlit Mirror @ Guest Room Bathroom
 Style: Custom Strand with 4-Sided Frame of Light
 Dimensions: 48" W x 36"H x 2.125"D
 Edge: Polished
 Switch Type: Hardwired
 Lamp Type: Gen 2 premium bendable strips, included from manufacturer
 Mirror Backing: Vinyl Safety Backing
 Orientation: Horizontal
 Mounting Height: See Prototype Drawings
 Notes: Refer to prototype drawings for the exact placement of the backlit mirror. Coordinate location of fixture's electrical feed with location of J-box and architectural field conditions.



Unless Using A Specified Manufacturer, Submit The Following Required Item(s) for Approval Prior to Fabrication:

Finish Sample

Manufacturer to confirm the Product meets Hilton Design and Construction Standards as noted in Section 2515.06

Instructions:

- All quantities to be verified by hotel operator prior to purchasing.
- It is the responsibility of the owner to interpret these specifications for each property.
- All interpretations of the specification MUST be submitted to Hilton Design Review (projecthub.hilton.com) for final approval prior to purchasing or implementation of any material.
- Must be of contract quality and suitable for commercial use.
- All materials and methods of construction must comply with all local fire and life safety codes for use in hotels and other public spaces, and Brand Standards.
- Provide all parts, pieces and instructions for complete installation. Mounting method to be sufficient for weight of piece.
- All pieces must be crated for shipping. All corners should be wrapped with corner guards. Crates should be labeled with instructions for shipment, storage and opening of crate.
- Fixture must be U.L. Listed and so labeled. Manufacturer is responsible for submitting all technical specifications for fire safety, UL standards, and any other specifications that are required to comply with local and state fire codes.
- Manufacturer/Fabricator to confirm weight of fixture.
- Manufacturer/Fabricator to verify installation method and hanging points.

Project Name: Home2 FF&E Specs
 Scheme: (B) Dynamic
 Issue Date: March-23
 Revisions: June-23 Δ2

Item Number: **(B) GR-502**
 Item Name: Full Length Mirror
 Area Name: Guest Suite

Manufacturer:	Majestic Mirror	PI Fine Art	Wendover Art Group
Address:	7425 N.W. 79th Street Miami, FL 33166	1180 Caledonia Road Toronto, Ontario M6A 2W5	6465 126th Ave N Largo, Florida 33773
Phone:	305-827-2661 x106	416-789-7156 x255	727-573-1417
Contact:	Adam Jaffe	Elise Vandebosch	Carmine Giso
E-mail:	adam@majesticmirror.com	hilton@pifineart.com	hilton@wendoverart.com
Web:	www.kalisher.com	www.pifineart.com	www.wendoverart.com

Description: Full Length Mirror @ Guest Rooms, 3/16" Inset Mirror
 Dimensions: 24" W x 72"H
 Mirror Size: 21.5" W x 69.5"H
 Bevel: Plain Edge, no bevel
 Frame: Profile: Michelangelo Avant-Garde Series 41-22, Square, Dimensions: 1 1/4"W x 1 1/8"H
 Frame Finish: Michelangelo 41-22 White
 Orientation: Vertical
 Mounting Height: See Prototype Drawings
 Hardware: Three point security hardware



Notes: Provide vinyl mirror safety backing with ANSI Safety Backed, and moisture barrier tape. Must be crated for shipping with all corners wrapped with corner guards. Crates must be labeled with instructions for shipment, storage and opening of crate. Provide 1/4" backer sheet of gator foam or tempered Masonite. Three point or continuous cleat security cleating system appropriate for the size and weight of the mirror.

Unless Using A Specified Manufacturer, Submit The Following Required Item(s) for Approval Prior to Fabrication:
Finish Sample

Manufacturer to confirm the Product meets Hilton Design and Construction Standards as noted in Section 2515.06

Instructions:

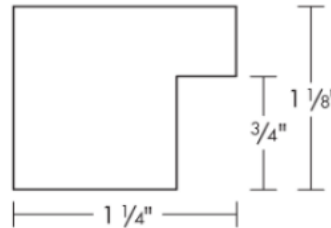
- All quantities to be verified by hotel operator prior to purchasing.
- It is the responsibility of the owner to interpret these specifications for each property.
- All interpretations of the specification MUST be submitted to Hilton Design Review (projecthub.hilton.com) for final approval prior to purchasing or implementation of any material.
- Must be of contract quality and suitable for commercial use.
- All materials and methods of construction must comply with all local fire and life safety codes for use in hotels and other public spaces, and Brand Standards.
- Provide all parts, pieces and instructions for complete installation. Mounting method to be sufficient for weight of piece.
- All pieces must be crated for shipping. All corners should be wrapped with corner guards. Crates should be labeled with instructions for shipment, storage and opening of crate.
- Manufacturer to clearly mark each carton with item ID and specification number.

Project Name:	Home2 FF&E Specs	Item Number:	(B) GR-503
Scheme:	(B) Dynamic	Item Name:	Art Above Dining Table @ One Bedroom Suite
Issue Date:	March-23	Area Name:	Guest Suite
Revisions:	May-23 Δ1		

Manufacturer:	Kalisher	PI Fine Art	Wendover Art Group
Address:	800 Taylor Street, Suite 9A-154 Durham, NC 27701	1180 Caledonia Road Toronto, Ontario M6A 2W5	6465 126th Ave N Largo, Florida 33773
Phone:	919-967-4300 x123	416-789-7156 x255	727-573-1417
Contact:	Claire Sugg	Elise Vandebosch	Carmine Giso
E-mail:	c.sugg@kalisher.com	hilton@pifineart.com	hilton@wendoverart.com
Web:	www.kalisher.com	www.pifineart.com	www.wendoverart.com

Description: Framed Art @ Dining Table
 Title/ Number: Custom Local Image
 Framed Size: 20" W x 22" H
 Frame Finish: Michelangelo 41-29 Black
 Mat: NA
 Molding Number: Michelangelo Avant-Garde 41-29
 Molding Width: 1 1/4"W x 1 1/8"H
 Orientation: Vertical
 Hardware: "T" Security; 3-point
 Installation Height: See Prototype Drawings
 Glass Type: Non-Glare, Clear Hospitality Grade
 Notes: Foam Core backing
 See architectural prototype drawings for mounting height and location.

Series 41



Unless Using A Specified Manufacturer, Submit The Following Required Item(s) for Approval Prior to Fabrication:
Finish Sample

Manufacturer to confirm the Product meets Hilton Design and Construction Standards as noted in Section 2515.06

Instructions:

- All quantities to be verified by hotel operator prior to purchasing.
- It is the responsibility of the owner to interpret these specifications for each property.
- All interpretations of the specification MUST be submitted to Hilton Design Review (projecthub.hilton.com) for final approval prior to purchasing or implementation of any material.
- Must be of contract quality and suitable for commercial use.
- All materials and methods of construction must comply with all local fire and life safety codes for use in hotels and other public spaces, and Brand Standards.
- Manufacturer to provide all component parts for complete assembly and installation.
- Mounting method to be sufficient for weight of piece.
- All pieces must be crated for shipping. All corners should be wrapped with corner guards. Crates should be labeled with instructions for shipment, storage and opening of crate.
- Manufacturer to provide 3-point or continuous cleat security cleating system appropriate for the size and weight of the
- Manufacturer to clearly mark each carton with item ID and specification number.
- Provide 1/4" (6mm) backer sheet, gator foam or tempered Masonite.

Project Name: Home2 FF&E Specs
 Scheme: (B) Dynamic
 Issue Date: March-23

Item Number: **(B) GR-600**
 Item Name: Queen Mattress Set
 Area Name: Guest Suite

Revisions:

Manufacturer:	Serta Hospitality	Simmons Beautyrest	Tempur Sealy Int'l
Address:	2451 Industry Ave. Doraville, GA 30360	2451 Industry Ave. Doraville, GA 30360	One Office Parkway Trinity, NC 27370
Phone:	877-737-8245	877-485-2337	312-399-7208
Contact:	Janel Blakely	Bridget Price	Deanna Luzzo
E-mail:	hiltonorders@sertasimmons.com	hospitalityorders@sertasimmons.com	deanna.luzzo@tempurseyaly.com
Web:	www.sertahospitality.com	www.simmonshospitality.com	tempurseyalyhospitality.com

Description: 5 Options for Queen Mattress approved by Home2 listed below:
 Notes: Model Name #1: Sealy Mesmerize, 1-sided
 Dimensions: 59 3/4" W x 79", Mattress 12" H
 Model Name #2: Sealy Enchat, 2-sided
 Dimensions: 59 3/4" W x 79", Mattress 12" H
 Model Name #3: Serta Dream Structure II, 1- or 2-sided
 Dimensions: 60" W x 79.5" L, Mattress 12" H
 Model Name #4: Simmons Harmony, 1-sided
 Dimensions: 60" W x 79.5" L, Mattress 12' H
 Model Name #5: Simmons 360 Harmony, 2-sided
 Dimensions: 60" W x 79.5" L, Mattress 12" H



Unless Using A Specified Manufacturer, Submit The Following Required Item(s) for Approval Prior to Fabrication:
Flame Certificate

Manufacturer to confirm the Product meets Hilton Design and Construction Standards as noted in Section 2510.00

Instructions:

- All quantities to be verified by hotel operator prior to purchasing.
- It is the responsibility of the owner to interpret these specifications for each property.
- All interpretations of the specification MUST be submitted to Hilton Design Review (projecthub.hilton.com) for final approval prior to purchasing or implementation of any material.
- Must be of contract quality and suitable for commercial use.
- All materials and methods of construction must comply with all local fire and life safety codes for use in hotels and other public spaces, and Brand Standards.
- All fabrication, lining and filler shall meet local fire and applicable codes.
- Ensure that mattress/foundation will fit in elevators and through doors prior to ordering.
- Manufacturer to clearly mark each carton with item ID and specification number.

Project Name: Home2 FF&E Specs
 Scheme: (B) Dynamic
 Issue Date: March-23
 Revisions: June-23 Δ2

Item Number: **(B) GR-600.1**
 Item Name: Queen Box Spring Cover
 Area Name: Guest Suite

Manufacturer:	Fil Doux	Samelson Chatelane
Address:	501 3rd Ave. Brooklyn, NY 11215	102 Madison Ave. New York, NY 10016
Phone:	212-202-1459	843-855-4193
Contact:	Mirna Ramirez	Jacqueline Tellekakmp
E-mail:	mirna@fildoux.com	jtellekamp@csamelson.com
Web:	www.fildoux.com	www.csamelson.com

Description: Fitted Boxspring Cover @ Queen Bed
 Mattress Size: Queen
 Mattress: W: 59" x L: 79" x H: 7"
 Style: Box Sock
 Edge Detail: 1" turned, lock stitched hem with 1/2" elastic
 Fabric Details: Manufacturer: Fil Doux
 Pattern: Melange
 Color: Golden Yellow
 Finish: Washable Stain Protection
 Fire Rating: CA: 117-2013, NFPA 260 Class , NFPA 701
 Content: 90% Polyester, 10% Lycra
 Manufacturer: Samelson
 Pattern: Eternal
 Color: Marigold
 Finish: Washable Stain Protection
 Fire Rating: CA: 117-2013, NFPA 260 Class , NFPA 701
 Content: 100% Polyester
 Notes: The recommended quantity to have on hand is one turn plus 10%



Unless Using A Specified Manufacturer, Submit The Following Required Item(s) for Approval Prior to Fabrication:
Flame Certificate **Cutting**

Manufacturer to confirm the Product meets Hilton Design and Construction Standards as noted in Section 2510.00

Instructions:

- All quantities to be verified by hotel operator prior to purchasing.
- It is the responsibility of the owner to interpret these specifications for each property.
- All interpretations of the specification MUST be submitted to Hilton Design Review (projecthub.hilton.com) for final approval prior to purchasing or implementation of any material.
- Must be of contract quality and suitable for commercial use.
- All materials and methods of construction must comply with all local fire and life safety codes for use in hotels and other public spaces, and Brand Standards.
- All fabrication, lining and filler shall meet local fire and applicable codes.
- COM quantities must be verified by fabricator.
- Fabric to have backing as required by fabricator and/or recommended by fabric supplier.
- Fabric must be treated for soil and stain repellency.



Project Name: Home2 FF&E Specs
Scheme: (B) Dynamic
Issue Date: March-23
Revisions: June-23 Δ2

Item Number: **(B) GR-600.1**
Item Name: Queen Box Spring Cover
Area Name: Guest Suite

-
- Purchasing is responsible for FR treatment when fabric is not in compliance with applicable codes. FR treatment must not change quality or appearance of goods.
 - Fabric must be first run goods from full bolts. Printing, dyeing, and finishing methods should be appropriate for use of fabric. Fabric should be pre-shrunk, non-fading, non-crooking, and non-pilling.
 - All fabric must meet UFAC Class 1 and CAL 117E as required by local and state fire codes. All fabric must pass NFPA 260.
 - Manufacturer to clearly mark each carton with item ID and specification number.

Project Name: Home2 FF&E Specs
 Scheme: (B) Dynamic
 Issue Date: March-23

Item Number: **(B) GR-601**
 Item Name: King Mattress Set
 Area Name: Guest Suite

Revisions:

Manufacturer:	Serta Hospitality	Simmons Beautyrest	Tempur Sealy Int'l
Address:	2451 Industry Ave. Doraville, GA 30360	2451 Industry Ave. Doraville, GA 30360	One Office Parkway Trinity, NC 27370
Phone:	877-737-8245	877-485-2337	312-399-7208
Contact:	Janel Blakely	Bridget Price	Deanna Luzzo
E-mail:	hiltonorders@sertasimmons.com	hospitalityorders@sertasimmons.com	deanna.luzzo@tempursealy.com
Web:	www.sertahospitality.com	www.simmonshospitality.com	tempursealyhospitality.com

Description: King Mattress Set @ Guest Suite

Notes: Description: 5 options for King Mattress approved by Home2 listed below:
 Model Name #1: Sealy Mesmerize- 1 sided
 Dimensions: 75 3/4" W x 79" L, Mattress 12" H
 Model Name #2: Sealy Enchant, 2-sided
 Dimensions: 75 3/4" W x 79" L, Mattress 12" H
 Model Name #3: Serta Dream Structure II, 1- or 2-sided
 Dimensions: 76" W x 79.5" L, Mattress 12" H
 Model Name #4: Simmons Harmony, 1-sided
 Dimensions: 76" W x 79.5" L, Mattress 12" H
 Model Name #5: Simmons 360 Harmony, 2-sided
 Dimensions: 76" W x 79.5 L, Mattress 12" H



Unless Using A Specified Manufacturer, Submit The Following Required Item(s) for Approval Prior to Fabrication:
Flame Certificate

Manufacturer to confirm the Product meets Hilton Design and Construction Standards as noted in Section 2510.00

Instructions:

- All quantities to be verified by hotel operator prior to purchasing.
- It is the responsibility of the owner to interpret these specifications for each property.
- All interpretations of the specification MUST be submitted to Hilton Design Review (projecthub.hilton.com) for final approval prior to purchasing or implementation of any material.
- Must be of contract quality and suitable for commercial use.
- All materials and methods of construction must comply with all local fire and life safety codes for use in hotels and other public spaces, and Brand Standards.
- All fabrication, lining and filler shall meet local fire and applicable codes.
- Ensure that mattress/foundation will fit in elevators and through doors prior to ordering.
- Manufacturer to clearly mark each carton with item ID and specification number.

Project Name: Home2 FF&E Specs
 Scheme: (B) Dynamic
 Issue Date: March-23
 Revisions: June-23 Δ2

Item Number: **(B) GR-601.1**
 Item Name: King Box Spring Cover
 Area Name: Guest Suite

Manufacturer:	Fil Doux	Samelson Chatelane
Address:	501 3rd Ave. Brooklyn, NY 11215	102 Madison Ave. New York, NY 10016
Phone:	212-202-1459	843-855-4193
Contact:	Mirna Ramirez	Jacqueline Tellekakmp
E-mail:	mirna@fildoux.com	jtellekamp@csamelson.com
Web:	www.fildoux.com	www.csamelson.com

Description: Fitted Boxspring Cover @ King Bed
 Mattress Size: King
 Mattress: W: 76" D: 80" H:7"
 Style: Box Sock
 Edge Detail: 1" turned, lock stitched hem with 1/2" elastic
 Fabric Details: Manufacturer: Fil Doux
 Pattern: Melange
 Color: Golden Yellow
 Finish: Washable Stain Protection
 Fire Rating: CA: 117-2013, NFPA 260 Class , NFPA 701
 Content: 90% Polyester, 10% Lycra

 Manufacturer: Samelson
 Pattern: Eternal
 Color: Marigold
 Finish: Washable Stain Protection
 Fire Rating: CA: 117-2013, NFPA 260 Class , NFPA 701
 Content: 100% Polyester
 Notes: The recommended quantity to have on hand is one turn plus 10%



Unless Using A Specified Manufacturer, Submit The Following Required Item(s) for Approval Prior to Fabrication:
Flame Certificate **Cutting**

Manufacturer to confirm the Product meets Hilton Design and Construction Standards as noted in Section 2510.00

Instructions:

- All quantities to be verified by hotel operator prior to purchasing.
- It is the responsibility of the owner to interpret these specifications for each property.
- All interpretations of the specification MUST be submitted to Hilton Design Review (projecthub.hilton.com) for final approval prior to purchasing or implementation of any material.
- Must be of contract quality and suitable for commercial use.
- All materials and methods of construction must comply with all local fire and life safety codes for use in hotels and other public spaces, and Brand Standards.
- All fabrication, lining and filler shall meet local fire and applicable codes.
- COM quantities must be verified by fabricator.
- Fabric to have backing as required by fabricator and/or recommended by fabric supplier.
- Fabric must be treated for soil and stain repellency.



Project Name: Home2 FF&E Specs
Scheme: (B) Dynamic
Issue Date: March-23
Revisions: June-23 Δ2

Item Number: **(B) GR-601.1**
Item Name: King Box Spring Cover
Area Name: Guest Suite

-
- Purchasing is responsible for FR treatment when fabric is not in compliance with applicable codes. FR treatment must not change quality or appearance of goods.
 - Fabric must be first run goods from full bolts. Printing, dyeing, and finishing methods should be appropriate for use of fabric. Fabric should be pre-shrunk, non-fading, non-crooking, and non-pilling.
 - All fabric must meet UFAC Class 1 and CAL 117E as required by local and state fire codes. All fabric must pass NFPA 260.
 - Manufacturer to clearly mark each carton with item ID and specification number.

Project Name: Home2 FF&E Specs
Scheme: (B) Dynamic
Issue Date: March-23

Item Number: **(B) GR-602**
Item Name: Queen Bed Base
Area Name: Guest Suite

Revisions:

Manufacturer: **Hollywood Bed Frame Co.**
Address: 5959 Corvette St.
Commerce, CA 90040
Phone: 770-329-6326
Contact: Phillip Herrin
E-mail: pherrin@hollywoodbed.com
Web: www.hollywoodbed.com

Description: Bed Base with Retainer Brackets @ Queen Guest Suite
Model Name: Dynamic Metal Bed Base M750Q
Dimensions: 59 3/4" W x 80" L x 7 1/2" H
Height: 7 1/2"
Finish: Coffee powder coat finish



Notes: Mattress dimensions and bed frame sizes are to be coordinated prior to ordering. Fabrication and Installation to coordinate closely with nightstand and headboard to ensure the proper height of the mattress.

Unless Using A Specified Manufacturer, Submit The Following Required Item(s) for Approval Prior to Fabrication:

Finish Sample **Shop Drawings**

Manufacturer to confirm the Product meets Hilton Design and Construction Standards as noted in Section 2510.05

Instructions:

- All quantities to be verified by hotel operator prior to purchasing.
- It is the responsibility of the owner to interpret these specifications for each property.
- All interpretations of the specification MUST be submitted to Hilton Design Review (projecthub.hilton.com) for final approval prior to purchasing or implementation of any material.
- Must be of contract quality and suitable for commercial use.
- All materials and methods of construction must comply with all local fire and life safety codes for use in hotels and other public spaces, and Brand Standards.
- All internal hardware (hinges, screws, bolts, etc.) shall be corrosion proof.
- Manufacturer to verify all necessary parts, hardware and dimensions required for assembly.
- Ensure that pieces will fit in elevators and through doors prior commencing fabrication.
- Manufacturer to clearly mark each carton with item ID and specification number.


Project Name: Home2 FF&E Specs
Scheme: (B) Dynamic
Issue Date: March-23

Item Number: **(B) GR-602.ADA**
Item Name: Queen Accessible Bed Base
Area Name: Guest Suite

Revisions:

Manufacturer: **Hollywood Bed Frame Co.**
Address: 5959 Corvette St.
Commerce, CA 90040
Phone: 770-329-6326
Contact: Phillip Herrin
E-mail: pherrin@hollywoodbed.com
Web: www.hollywoodbed.com

Description: Home2 Accessible Queen Bed Base
Model Name: Instamatic Bed Frame
Dimensions: 59 3/4" W x 80" L x 7 1/4" H



Notes: Mattress dimensions and bed frame sizes are to be coordinated prior to ordering. Fabrication and Installation to coordinate closely with nightstand and headboard to ensure the proper height of the mattress.

Unless Using A Specified Manufacturer, Submit The Following Required Item(s) for Approval Prior to Fabrication:

Finish Sample

Manufacturer to confirm the Product meets Hilton Design and Construction Standards as noted in Section 2510.05

Instructions:

- All quantities to be verified by hotel operator prior to purchasing.
- It is the responsibility of the owner to interpret these specifications for each property.
- All interpretations of the specification MUST be submitted to Hilton Design Review (projecthub.hilton.com) for final approval prior to purchasing or implementation of any material.
- Must be of contract quality and suitable for commercial use.
- All materials and methods of construction must comply with all local fire and life safety codes for use in hotels and other public spaces, and Brand Standards.
- All internal hardware (hinges, screws, bolts, etc.) shall be corrosion proof.
- Manufacturer to verify all necessary parts, hardware and dimensions required for assembly.
- Ensure that pieces will fit in elevators and through doors prior commencing fabrication.
- Manufacturer to clearly mark each carton with item ID and specification number.

Project Name: Home2 FF&E Specs
 Scheme: (B) Dynamic
 Issue Date: March-23
 Revisions: June-23 Δ2

Item Number: **(B) GR-602.1**
 Item Name: Queen Bedskirt
 Area Name: Guest Suite

Manufacturer:	Fil Doux	Samelson Chatelane
Address:	501 3rd Ave. Brooklyn, NY 11215	102 Madison Ave. New York, NY 10016
Phone:	212-202-1459	843-855-4193
Contact:	Mirna Ramirez	Jacqueline Tellekakmp
E-mail:	mirna@fildoux.com	jtellekamp@csamelson.com
Web:	www.fildoux.com	www.csamelson.com

Description: Queen Bedskirt @ Accessible Guest Suite

Style: Tailored dust skirt with inverted pleats on both end corners and 4" end caps. Bedskirt to have polyester decking with 4" wide platform on perimeter decking. Platform strips to be of face fabric. Decking must be flame proofed.

Dimensions: 60"W x 80"L, Verify All - See additional notes

Fabric Details: Manufacturer: Fil Doux
 Pattern: Valeria
 Color: Golden Yellow
 Finish: TBD
 Fire Rating: CA: 117-2013, NFPA 260 Class , NFPA 701
 Content: 100% Polyester



Manufacturer: Samelson
 Pattern: Eternal
 Color: Marigold
 Finish: Washable Stain Protection
 Fire Rating: CA: 117-2013, NFPA 260 Class , NFPA 701
 Content: 100% Polyester



Notes: Dimensions with final box spring specification.
 Bed Base Height: 7 1/4" - Verify all dimensions with final bed base specification.

Unless Using A Specified Manufacturer, Submit The Following Required Item(s) for Approval Prior to Fabrication:
Flame Certificate **Cutting**

Manufacturer to confirm the Product meets Hilton Design and Construction Standards as noted in Section 2510.00

Instructions:

- All quantities to be verified by hotel operator prior to purchasing.
- It is the responsibility of the owner to interpret these specifications for each property.
- All interpretations of the specification MUST be submitted to Hilton Design Review (projecthub.hilton.com) for final approval prior to purchasing or implementation of any material.
- Must be of contract quality and suitable for commercial use.
- All materials and methods of construction must comply with all local fire and life safety codes for use in hotels and other public spaces, and Brand Standards.
- All fabrication, lining and filler shall meet local fire and applicable codes.
- COM quantities must be verified by fabricator.
- Fabric to have backing as required by fabricator and/or recommended by fabric supplier.



Project Name: Home2 FF&E Specs
Scheme: (B) Dynamic
Issue Date: March-23
Revisions: June-23 Δ2

Item Number: **(B) GR-602.1**
Item Name: Queen Bedskirt
Area Name: Guest Suite

-
- Fabric must be treated for soil and stain repellency.
 - Purchasing is responsible for FR treatment when fabric is not in compliance with applicable codes. FR treatment must not change quality or appearance of goods.
 - Fabric must be first run goods from full bolts. Printing, dyeing, and finishing methods should be appropriate for use of fabric. Fabric should be pre-shrunk, non-fading, non-crocking, and non-pilling.
 - All fabric must meet UFAC Class 1 and CAL 117E as required by local and state fire codes. All fabric must pass NFPA 260.
 - Manufacturer to clearly mark each carton with item ID and specification number.

Project Name: Home2 FF&E Specs
Scheme: (B) Dynamic
Issue Date: March-23

Item Number: **(B) GR-603**
Item Name: King Bed Base
Area Name: Guest Suite

Revisions:

Manufacturer: **Hollywood Bed Frame Co.**
Address: 5959 Corvette St.
Commerce, CA 90040
Phone: 770-329-6326
Fax: Phillip Herrin
E-mail: pherrin@hollywoodbed.com
Web: www.hollywoodbed.com

Description: Bed Base with Retainer Brackets @ King Guest Suite
Model Name: Dynamic Metal Bed Base M766EK
Dimensions: 72"L x 65 1/2"W x 7 1/2"H
Height: 7 1/2"
Finish: Coffee powder coat finish



Notes: Mattress dimensions and bed frame sizes are to be coordinated prior to ordering. Fabrication and Installation to coordinate closely with nightstand and headboard to ensure the proper height of the mattress.

Unless Using A Specified Manufacturer, Submit The Following Required Item(s) for Approval Prior to Fabrication:

Finish Sample **Shop Drawings**

Manufacturer to confirm the Product meets Hilton Design and Construction Standards as noted in Section 2510.05

Instructions:

- All quantities to be verified by hotel operator prior to purchasing.
- It is the responsibility of the owner to interpret these specifications for each property.
- All interpretations of the specification **MUST** be submitted to Hilton Design Review (projecthub.hilton.com) for final approval prior to purchasing or implementation of any material.
- Must be of contract quality and suitable for commercial use.
- All materials and methods of construction must comply with all local fire and life safety codes for use in hotels and other public spaces, and Brand Standards.
- All internal hardware (hinges, screws, bolts, etc.) shall be corrosion proof.
- Manufacturer to verify all necessary parts, hardware and dimensions required for assembly.
- Ensure that pieces will fit in elevators and through doors prior commencing fabrication.
- Manufacturer to clearly mark each carton with item ID and specification number.


Project Name: Home2 FF&E Specs
Scheme: (B) Dynamic
Issue Date: March-23

Item Number: **(B) GR-603.ADA**
Item Name: King Accessible Bed Base
Area Name: Guest Suite

Revisions:

Manufacturer: **Hollywood Bed Frame Co.**
Address: 5959 Corvette St.
Commerce, CA 90040
Phone: 770-329-6326
Contact: Phillip Herrin
E-mail: pherrin@hollywoodbed.com
Web: www.hollywoodbed.com

Description: Home2 Accessible King Bed Base
Model Name: Instamatic Bed Frame
Height: 75 1/2" W x 80" L x 7 1/4" H



Notes: Mattress dimensions and bed frame sizes are to be coordinated prior to ordering. Fabrication and Installation to coordinate closely with nightstand and headboard to ensure the proper height of the mattress.

Unless Using A Specified Manufacturer, Submit The Following Required Item(s) for Approval Prior to Fabrication:

Finish Sample

Manufacturer to confirm the Product meets Hilton Design and Construction Standards as noted in Section 2510.05

Instructions:

- All quantities to be verified by hotel operator prior to purchasing.
- It is the responsibility of the owner to interpret these specifications for each property.
- All interpretations of the specification **MUST** be submitted to Hilton Design Review (projecthub.hilton.com) for final approval prior to purchasing or implementation of any material.
- Must be of contract quality and suitable for commercial use.
- All materials and methods of construction must comply with all local fire and life safety codes for use in hotels and other public spaces, and Brand Standards.
- All internal hardware (hinges, screws, bolts, etc.) shall be corrosion proof.
- Manufacturer to verify all necessary parts, hardware and dimensions required for assembly.
- Ensure that pieces will fit in elevators and through doors prior commencing fabrication.
- Manufacturer to clearly mark each carton with item ID and specification number.

Project Name: Home2 FF&E Specs
 Scheme: (B) Dynamic
 Issue Date: March-23
 Revisions: June-23 Δ2

Item Number: **(B) GR-603.1**
 Item Name: King Bedskirt
 Area Name: Guest Suite

Manufacturer:	Fil Doux	Samelson Chatelane
Address:	501 3rd Ave. Brooklyn, NY 11215	102 Madison Ave. New York, NY 10016
Phone:	212-202-1459	843-855-4193
Contact:	Mirna Ramirez	Jacqueline Tellekakmp
E-mail:	mirna@fildoux.com	jtellekamp@csamelson.com
Web:	www.fildoux.com	www.csamelson.com

Description: Kiing Bedskirt @ Accessible Guest Suite
 Style: Tailored dust skirt with inverted pleats on both end corners and 4" end caps. Bedskirt to have polyester decking with 4" wide platform on perimeter decking. Platform strips to be of face fabric. Decking must be flame proofed.

Dimensions: 76"W x 80"L, Verify All - See additional notes

Fabric Details: Manufacturer: Fil Doux
 Pattern: Valeria
 Color: Golden Yellow
 Finish: TBD
 Fire Rating: CA: 117-2013, NFPA 260 Class , NFPA 701
 Content: 100% Polyester



Manufacturer: Samelson
 Pattern: Eternal
 Color: Marigold
 Finish: Washable Stain Protection
 Fire Rating: CA: 117-2013, NFPA 260 Class , NFPA 701
 Content: 100% Polyester



Notes: Dimensions with final box spring specification.
 Bed Base Height: 7 1/4" - Verify all dimensions with final bed base specification.

Unless Using A Specified Manufacturer, Submit The Following Required Item(s) for Approval Prior to Fabrication:
Flame Certificate **Cutting**

Manufacturer to confirm the Product meets Hilton Design and Construction Standards as noted in Section 2510.00

Instructions:

- All quantities to be verified by hotel operator prior to purchasing.
- It is the responsibility of the owner to interpret these specifications for each property.
- All interpretations of the specification MUST be submitted to Hilton Design Review (projecthub.hilton.com) for final approval prior to purchasing or implementation of any material.
- Must be of contract quality and suitable for commercial use.
- All materials and methods of construction must comply with all local fire and life safety codes for use in hotels and other public spaces, and Brand Standards.
- All fabrication, lining and filler shall meet local fire and applicable codes.
- COM quantities must be verified by fabricator.
- Fabric to have backing as required by fabricator and/or recommended by fabric supplier.



Project Name: Home2 FF&E Specs
Scheme: (B) Dynamic
Issue Date: March-23
Revisions: June-23 Δ2

Item Number: **(B) GR-603.1**
Item Name: King Bedskirt
Area Name: Guest Suite

-
- Fabric must be treated for soil and stain repellency.
 - Purchasing is responsible for FR treatment when fabric is not in compliance with applicable codes. FR treatment must not change quality or appearance of goods.
 - Fabric must be first run goods from full bolts. Printing, dyeing, and finishing methods should be appropriate for use of fabric. Fabric should be pre-shrunk, non-fading, non-crocking, and non-pilling.
 - All fabric must meet UFAC Class 1 and CAL 117E as required by local and state fire codes. All fabric must pass NFPA 260.
 - Manufacturer to clearly mark each carton with item ID and specification number.

Index

Project Name: Home2 FF&E Renovation Specs
 Scheme: (B) Dynamic
 Area: Guest Suites

Issue Date	Revision #	Item Number	Item Description
------------	------------	-------------	------------------

Seating

Lighting

05/01/23		(B) GR-250	Nightstand Lamp - RENO ONLY
05/01/23		(B) GR-251	Side Table Lamp @ Sofa - RENO ONLY
05/01/23		(B) GR-252	Headboard Sconce - RENO ONLY

Casegoods

05/01/23		(B) GR-350	Queen Headboard Pad - RENO ONLY
05/01/23		(B) GR-351	King Headboard Pad - RENO ONLY

Window Treatment & Drapery

05/01/23		(B) GR-450	Blackout & Sheer Roller Shade - RENO ONLY
05/01/23		(B) GR-451	Motorized(ADA) Blackout & Sheer Roller Shade - RENO ONLY
05/01/23	Δ2	(B) GR-452	Blackout & Sheer Roller Shade - RENO ONLY
05/01/23	Δ2	(B) GR-453	Motorized(ADA) Blackout & Sheer Roller Shade - RENO ONLY
05/01/23	Δ2	(B) GR-454	Divider Drapery - RENO ONLY
05/01/23	Δ2	(B) GR-455	Accessible Closet Drapery @ Guest Suite - RENO ONLY

Artwork & Mirrors

Bedset/Bedding

Project Name: Home2 FF&E Specs
 Scheme: (B) Dynamic
 Issue Date: May-23
 Revisions:
 Item Number: **(B) GR-250**
 Item Name: Nightstand Lamp - **RENO ONLY**
 Area Name: Guest Suite

Manufacturer:	Arkansas Lighting	Illumination Lighting	Trinity Lighting
Address:	1701 South 28th Street Van Buren, AR 72956	2300 Victoria Ave Lachine, Quebec H8S 1Z3	2902 Quality Way Jonesboro, AR 72401
Phone:	479-474-0876	514-634-7200 ext 225	870-972-1177
Contact:	Maria Gunter	Annette Serrao	Sonja Hutchison
E-mail:	mgunter@arkansaslighting.com	annette@illuminationlighting.com	shutchison@trinitylighting.com
Web:	www.arkansaslighting.com	www.illuminationlighting.com	www.trinitylighting.com

Description: Fluted Lamp at Nightstand with Tapered Shade
 Dimensions: 6" Dia. (at Base) x 12"D x 21"H
 Finish: To match RAL 9011 Graphite Black in matte finish, Base finish to match Tiger Drylac Sparkle Silver Glossy 49/90450
 Switch Type: On/Off Accessible rocker switch at base, Finish: Black
 Cord Length: 72"
 Cord Color: Clear/Silver
 Plug Type: 90°/Right angle plug
 Lamp Type: A15 LED, E26 medium socket 2700K
 Lamp Wattage: 8.5W
 Lamp Quantity: 1
 UL Listing: Fixture must be U.L. listed and so labeled
 Shade/Diffuser Style: Seamless tapered drum shade
 Shade/Diff. Material: White linen wrapped shade with rolled edges
 Shade/Diff. Dims.: Top: 11" Dia. X Bottom: 12"Dia. X 10"H
 Lamp Base: Base to feature felt protective non-skid padding secured to bottom. Base to be weighted.
 Dimmer: No
 Notes: Two outlets and two USB ports to be integrated into the base.



Lamp Body Finish

Base Finish

REQUIRED VENDOR, REQUIRED DESIGN

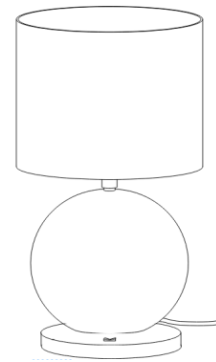
Instructions:

- All quantities to be verified by hotel operator prior to purchasing.
- It is the responsibility of the owner to interpret these specifications for each property.
- All interpretations of the specification MUST be submitted to Hilton Design Review (projecthub.hilton.com) for final
- Must be of contract quality and suitable for commercial use.
- All materials and methods of construction must comply with all local fire and life safety codes and Brand Standards.
- Fixture must be U.L. Listed and so labeled. Manufacturer is responsible for submitting all technical specifications for fire safety, UL standards, and any other specifications that are required to comply with local and state fire codes.
- Manufacturer/Fabricator to confirm weight of fixture.
- Show all pieces in scaled shop drawings. Entire fixture shall be inspected during the manufacturing and again after final assembly.
- Manufacturer to clearly mark each carton with item ID and specification number.

Project Name: Home2 FF&E Specs
 Scheme: (B) Dynamic
 Issue Date: May-23
 Revisions:
 Item Number: **(B) GR-251**
 Item Name: Side Table Lamp @ Sofa - **RENO ONLY**
 Area Name: Guest Suite

Manufacturer:	Arkansas Lighting	Illumination Lighting	Trinity Lighting
Address:	1701 South 28th Street Van Buren, AR 72956	2300 Victoria Ave Lachine, Quebec H8S 1Z3	2902 Quality Way Jonesboro, AR 72401
Phone:	479-474-0876	514-634-7200 ext 225	870-972-1177
Contact:	Maria Gunter	Annette Serrao	Sonja Hutchison
E-mail:	mgunter@arkansaslighting.com	annette@illuminationlighting.com	shutchison@trinitylighting.com
Web:	www.arkansaslighting.com	www.illuminationlighting.com	www.trinitylighting.com

Description: Round Table Lamp with Round Base and Tapered Shade
 Dimensions: 6" Dia.(at Base) x 10.5"D x 21"H
 Finish: To match RAL 9011 Graphite Black in matte finish, Base finish to match Tiger Drylac Sparkle Silver Glossy 49/90450
 Switch Type: On/Off Accessible rocker switch at base, Finish: Black
 Cord Length: 72"
 Cord Color: Clear/Silver
 Plug Type: 90°/Right angle plug
 Lamp Type: A15 LED, E26 Medium Socket, 2700K
 Lamp Wattage: 8.5W
 Lamp Quantity: 1
 UL Listing: Fixture must be U.L. listed and so labeled
 Shade/Diffuser Style: Fixed drum shade
 Shade/Diff. Material: White linen wrapped shade with rolled edges
 Shade/Diff. Dims.: Top" 9 1/2" Dia. X Bottom 11 3/4" Dia. x 10"H
 Lamp Base: Base to feature felt protective non-skid padding secured to bottom. Base to be weighted.
 Dimmer: No
 Notes: Two outlets and two USB ports to be integrated into the base.



Lamp Body Finish



Base Finish

REQUIRED VENDOR, REQUIRED DESIGN

Instructions:

- All quantities to be verified by hotel operator prior to purchasing.
- It is the responsibility of the owner to interpret these specifications for each property.
- All interpretations of the specification MUST be submitted to Hilton Design Review (projecthub.hilton.com) for final
- Must be of contract quality and suitable for commercial use.
- All materials and methods of construction must comply with all local fire and life safety codes and Brand Standards.
- Fixture must be U.L. Listed and so labeled. Manufacturer is responsible for submitting all technical specifications for fire safety, UL standards, and any other specifications that are required to comply with local and state fire codes.
- Manufacturer/Fabricator to confirm weight of fixture.
- Show all pieces in scaled shop drawings. Entire fixture shall be inspected during the manufacturing and again after final assembly.
- Manufacturer to clearly mark each carton with item ID and specification number.

Project Name: Home2 FF&E Specs
 Scheme: (B) Dynamic
 Issue Date: May-23
 Revisions:
 Item Number: **(B) GR-252**
 Item Name: Headboard Sconce - **RENO ONLY**
 Area Name: Guest Suite

Manufacturer:	Arkansas Lighting	Illumination Lighting	Trinity Lighting
Address:	1701 South 28th Street Van Buren, AR 72956	2300 Victoria Ave Lachine, Quebec H8S 1Z3	2902 Quality Way Jonesboro, AR 72401
Phone:	479-474-0876	514-634-7200 ext 225	870-972-1177
Contact:	Maria Gunter	Annette Serrao	Sonja Hutchison
E-mail:	mgunter@arkansaslighting.com	annette@illuminationlighting.com	shutchison@trinitylighting.com
Web:	www.arkansaslighting.com	www.illuminationlighting.com	www.trinitylighting.com

Description: Headboard Mounted Sconce with Centered Light Source
 Dimensions: 6"W x 13"H x 5"D, Backplate: 6"W x 13"H x 1" D
 Finish: Backplate to match TIGER Drylac Sparkle Silver Glossy 49/90450
 Switch Type: On/Off Accessible rocker switch at bottom portion of back plate, Finish: Black
 Cord Length: 72"
 Cord Color: Clear/Silver
 Plug Type: 90°/Right angle plug
 Lamp Type: Replaceable LED Board, 2700k
 Lamp Wattage: 10W
 Lamp Quantity: 1
 UL Listing: Fixture must be U.L. listed and so labeled
 Shade/Diff. Material: Frosted White Acrylic with Matte Finish
 Shade/Diff. Dims.: 4"D x 6"H
 Installation Type: Headboard mounted
 Dimmer: No
 Notes:



Backplate Finish

REQUIRED VENDOR, REQUIRED DESIGN

Instructions:

- All quantities to be verified by hotel operator prior to purchasing.
- It is the responsibility of the owner to interpret these specifications for each property.
- All interpretations of the specification MUST be submitted to Hilton Design Review (projecthub.hilton.com) for final
- Must be of contract quality and suitable for commercial use.
- All materials and methods of construction must comply with all local fire and life safety codes and Brand Standards.
- Fixture must be U.L. Listed and so labeled. Manufacturer is responsible for submitting all technical specifications for fire safety, UL standards, and any other specifications that are required to comply with local and state fire codes.
- Manufacturer/Fabricator to confirm weight of fixture.
- Show all pieces in scaled shop drawings. Entire fixture shall be inspected during the manufacturing and again after final assembly.
- Manufacturer to clearly mark each carton with item ID and specification number.

Project Name: Home2 FF&E Specs
 Scheme: (B) Dynamic
 Issue Date: May-23
 Revisions:

Item Number: **(B) GR-350**
 Item Name: Queen Headboard - **RENO ONLY**
 Area Name: Guest Suite


Manufacturer:	Foliot Furniture Inc.	Prime Hospitality
Address:	7000 Placid Street Las Vegas, NV 89119	2000 Remke Ave. Lawrenceburg, TN 38464
Phone:	877-613-0992	931-762-5800
Contact:	Karen Cox	Jim Donnelly
E-mail:	kcox@foliot.com	jim@primehospitalitygroup.com
Web:	www.foliot.com	www.primehospitalitygroup.com

Description: Rectangular Upholstered Headboard Pad @ Queen Bed to Replace Existing Upholstered Pad

Dimensions: 56"W x 1.5"D x 24"H

Edge Detail: Upholstered, fully wrapped

COM/COL: Manufacturer: Fil-Doux
 Pattern: Splendor
 Color: Luxe Lilac 100270
 Finish: Pro-Tech
 Fire Rating: CAL TB 117-2013, NFPA 260 Class 1
 Content: 100% Otratex (Sustainable degradable vinyl)
 Width: 54"
 Repeat: None
 Double Rubs: 200,000+
 Backing: 100% Recycled Polyester Knit
 Railroad: No
 Mounting Height: Refer to architectural drawings.



Notes:

REQUIRED VENDOR, REQUIRED DESIGN

Instructions:

- All quantities to be verified by hotel operator prior to purchasing.
- It is the responsibility of the owner to interpret these specifications for each property.
- All interpretations of the specification MUST be submitted to Hilton Design Review (projecthub.hilton.com) for final approval prior to purchasing or implementation of any material.
- Must be of contract quality and suitable for commercial use.
- All materials and methods of construction must comply with all local fire and life safety codes and Brand Standards.
- Manufacturer to provide all necessary hardware for each item. All internal hardware (hinges, screws, bolts, etc.) shall be corrosion proof.
- Major joints as needed shall utilize lap joints or double doweled construction with corner blocks. Glue and staples are used to reinforce the joinery.
- Metal fasteners should be used where appropriate to ensure commercial frame strength.
- Manufacturer to verify all necessary parts, hardware and dimensions required for assembly.
- All wood to be kiln dried and treated to be insect and vermin free.
- Ensure that all pieces will fit in elevators and through doors prior to commencing fabrication.
- Show all pieces in shop drawings. Provide reproducible scaled shop drawings to Hotel Operator Representative prior to production.



Project Name: Home2 FF&E Specs
Scheme: (B) Dynamic
Issue Date: May-23

Item Number: **(B) GR-350**
Item Name: Queen Headboard - **RENO ONLY**

Revisions: Area Name: Guest Suite

- Provide clear alcohol and water-resistant penetrating sealer as required at wood.
- Solid hardwood frames to be certified sustainable sources. All stress joints to be connected by double doweled, screwed and glued corner reinforcement.
- All corners of metal frame to be mitered; All welds to be filled and fully finished; Grind and smooth all edges; No visible welds, seams, or burn marks; Seal as required.
- Finish goods containing composite wood products must comply with California Code of Regulations 93120. Product and carton will be labeled in accordance with this regulation.
- Manufacturer to clearly mark each carton with item ID and specification number.

Project Name: Home2 FF&E Specs
 Scheme: (B) Dynamic
 Issue Date: May-23
 Revisions:

Item Number: **(B) GR-351**
 Item Name: King Headboard- **RENO ONLY**
 Area Name: Guest Suite


Manufacturer:	Foliot Furniture Inc.	Prime Hospitality
Address:	7000 Placid Street Las Vegas, NV 89119	2000 Remke Ave. Lawrenceburg, TN 38464
Phone:	877-613-0992	931-762-5800
Contact:	Karen Cox	Jim Donnelly
E-mail:	kcox@foliot.com	jim@primehospitalitygroup.com
Web:	www.foliot.com	www.primehospitalitygroup.com

Description: Rectangular Upholstered Headboard Pad @ King Bed to Replace Existing Upholstered Pad

Dimensions: 72"W x 1.5"D x 24"H

Edge Detail: Upholstered

COM/COL: Manufacturer: Fil-Doux
 Pattern: Splendor
 Color: Luxe Lilac 100270
 Finish: Pro-Tech
 Fire Rating: CAL TB 117-2013, NFPA 260 Class 1
 Content: 100% Otratex (Sustainable degradable vinyl)
 Width: 54"
 Repeat: None
 Double Rubs: 200,000+
 Backing: 100% Recycled Polyester Knit
 Railroad: No
 Mounting Height: Refer to architectural drawings.



Notes:

REQUIRED VENDOR, REQUIRED DESIGN

Instructions:

- All quantities to be verified by hotel operator prior to purchasing.
- It is the responsibility of the owner to interpret these specifications for each property.
- All interpretations of the specification MUST be submitted to Hilton Design Review (projecthub.hilton.com) for final approval prior to purchasing or implementation of any material.
- Must be of contract quality and suitable for commercial use.
- All materials and methods of construction must comply with all local fire and life safety codes and Brand Standards.
- Manufacturer to provide all necessary hardware for each item. All internal hardware (hinges, screws, bolts, etc.) shall be corrosion proof.
- Major joints as needed shall utilize lap joints or double doweled construction with corner blocks. Glue and staples are used to reinforce the joinery.
- Metal fasteners should be used where appropriate to ensure commercial frame strength.
- Manufacturer to verify all necessary parts, hardware and dimensions required for assembly.
- All wood to be kiln dried and treated to be insect and vermin free.
- Ensure that all pieces will fit in elevators and through doors prior to commencing fabrication.
- Show all pieces in shop drawings. Provide reproducible scaled shop drawings to Hotel Operator Representative prior to production.



Project Name: Home2 FF&E Specs
Scheme: (B) Dynamic
Issue Date: May-23

Item Number: **(B) GR-351**
Item Name: King Headboard- **RENO ONLY**

Revisions: Area Name: Guest Suite

- Provide clear alcohol and water-resistant penetrating sealer as required at wood.
- Solid hardwood frames to be certified sustainable sources. All stress joints to be connected by double doweled, screwed and glued corner reinforcement.
- All corners of metal frame to be mitered; All welds to be filled and fully finished; Grind and smooth all edges; No visible welds, seams, or burn marks; Seal as required.
- Finish goods containing composite wood products must comply with California Code of Regulations 93120. Product and carton will be labeled in accordance with this regulation.
- Manufacturer to clearly mark each carton with item ID and specification number.



Project Name: Home2 FF&E Specs
 Scheme: (B) Dynamic
 Issue Date: May-23
 Revisions:

Item Number: **(B) GR-450**
 Item Name: Blackout & Sheer Roller Shade - **RENO ONLY**
 Area Name: Guest Suite

Manufacturer:	EE Sewing	Fabtex	Hunter Douglas Hospitality	Standard Textile
Address:	21601 E 340 Road Chelsea, Oklahoma 74016	29 Woodbine Lane Danville, PA 17821	12975 Brookprinter Place, Ste 210 Poway, CA 92064	One Knollcrest Dr Cincinnati, Ohio 45237
Phone:	918-789-5881	800-778-2791 x738	571-239-2746	410-484-5836
Contact:	Luke Cowles	Eric Frantz	Lindsey Malone	Jerry Katz
E-mail:	ee@junct.com	eric.frantz@fabtex.com	lindsey@icfgroup.net	jkatz@standardtextile.com
Web:	www.eesewing.com	www.fabtex.com	www.hunterdouglas.com	www.standardtextile.com

Description: Window Treatment consisting of Wood Fascia, Manual Light Filtering Shade & Blackout Roller Shade

Ceiling Height: Typically 8'-0" VIF
 For any ceilings higher than 8'-0" the valance must be mounted lower than flush with the ceiling to maintain the intended overall window treatment proportions. For any ceilings lower than 8'-0" consult window treatment manufacturer for custom installation to ensure black-out conditions are achieved.

Opening Size: 5'-0"W x 6'-2" VIF

Mounting Method: Blackout Roller Shade: Outside mount into cornice dust cap, immediately adjacent to the wall to minimize the light gap, safely and securely. Blackout Roller Shade shall be mounted 6" above window where allowable, and shall extend 6" to the left and 6" to the right of the window and extend either 6" below the window or to the PTAC.
 Light Filtering Roller Shade: Inside mount to the window pocket. Light Filtering Roller Shade shall extend to the window sill. Final installation detail to be confirmed pending verification of each property.

Wood Cornice: 6"H Wood cornice. Finish to match window wall finish PT-01. Returns must conceal the outside mount blackout roller shade. Headbox should be enclosed on the top.


Blackout/Light Filtering Roller Shades: Roll towards the wall to minimize light bleed.

Hardware: HeliaRise Clutch System. Contractor quality hardware to be installed.

COM/COL: Fabric @ Blackout Shade:

Manufacturer: P Kaufmann
 Pattern: RS WGR Harlan
 Basecloth: Georgio RS China 110
 Color: Custom Multi
 Finish: Heatset
 Fire Rating: CAL TB 117-2013, NFPA 701
 Content: 100% Polyester
 Width: 110"
 Repeat: 27"H x 27"V
 Railroad: No
 Fabric @ Sheer:

Hunter Douglas; Pattern: Bleecker; Color: White; Content: 100% Polyester; Width: 118"; Openness: 6%; Fire Rating: NFPA 701-10TM#1
 EE Sewing, Inc.; Pattern: Stratos; Color: White
 Standard Textile; Pattern: SW7450; Color: Cotton; Content: 100% Polyester with acrylic backing; Width: 118"; Openness: 1%; Fire Rating: NFPA 701 California Title 19



Blackout



Sheer



Project Name:	Home2 FF&E Specs	Item Number:	(B) GR-450
Scheme:	(B) Dynamic	Item Name:	Blackout & Sheer Roller Shade -
Issue Date:	May-23		RENO ONLY
Revisions:		Area Name:	Guest Suite

Notes: Fabtex; Pattern: Pugba; Color: White
Shade: Weighted fabric-wrapped hem bars.
Control Type: Stainless steel beaded chain. Chain stops shall be used to limit top and bottom/open and closed positions. Blackout Roller Shade ballstop to allow 5" of Blackout Shade revealed in up position.
Designer to determine left or right location of chain.
Chains shall be safely and securely anchored to the wall on the control side of PTAC with appropriate anchors and chain hold down brackets and warning labels as such to comply with local and and national safety regulations. Must comply with ANSI standard for child safety, ANSI WCMA A100.1, Section 6.5.

Unless Using A Specified Manufacturer, Submit The Following Required Item(s) for Approval Prior to Fabrication:

Cutting **Shop Drawing** **Flame Certificate**

Manufacturer to confirm the Product meets Hilton Design and Construction Standards as noted in Section 2515.03

Instructions:

- All quantities to be verified by hotel operator prior to purchasing.
- It is the responsibility of the owner to interpret these specifications for each property.
- All interpretations of the specification MUST be submitted to Hilton Design Review (projecthub.hilton.com) for final approval prior to purchasing or implementation of any material.
- Must be of contract quality and suitable for commercial use.
- COM quantities must be verified by fabricator prior to ordering.
- All materials and methods of construction must comply with all local fire and life safety codes for use in hotels and other public spaces, and Brand Standards.
- All quantity requirements must be verified by on-site measurements taken prior to fabrication.
- Drapery fabricator to provide all hardware complete for installation.
- Drapery fabricator is responsible for the size and quantity of all hardware to be used.
- Draperies must meet Class 1 ASTM E-84 and NFPA 701 Small and Large Scale as required by local and state fire codes for use in hotels.
- Manufacturer to clearly mark each carton with item ID and specification number.

Project Name: Home2 FF&E Specs
 Scheme: (B) Dynamic
 Issue Date: May-23
 Revisions:

Item Number: **(B) GR-451**
 Item Name: Motorized (ADA)Blackout & Sheer Roller Shade - **RENO ONLY**
 Area Name: Guest Suite

Manufacturer:	EE Sewing	Fabtex	Hunter Douglas Hospitality	Standard Textile
Address:	21601 E 340 Road Chelsea, Oklahoma 74016	29 Woodbine Lane Danville, PA 17821	12975 Brookprinter Place, Ste 210 Poway, CA 92064	One Knollcrest Dr Cincinnati, Ohio 45237
Phone:	918-789-5881	800-778-2791 x738	571-239-2746	410-484-5836
Contact:	Luke Cowles	Eric Frantz	Lindsey Malone	Jerry Katz
E-mail:	ee@junct.com	eric.frantz@fabtex.com	lindsey@icfgroup.net	jkatz@standardtextile.com
Web:	www.eesewing.com	www.fabtex.com	www.hunterdouglas.com	www.standardtextile.com

Description: Motorized Window Treatment consisting of Wood Fascia, Manual Light Filtering Shade & Blackout Roller Shade

Ceiling Height: Typically 8'-0" VIF
 For any ceilings higher than 8'-0" the valance must be mounted lower than flush with the ceiling to maintain the intended overall window treatment proportions. For any ceilings lower than 8'-0" consult window treatment manufacturer for custom installation to ensure black-out conditions are achieved.

Opening Size: 5'-0"W x 6'-2" VIF

Mounting Method: Blackout Roller Shade: Outside mount into cornice dust cap, immediately adjacent to the wall to minimize the light gap, safely and securely. Blackout Roller Shade shall be mounted 6" above window where allowable, and shall extend 6" to the left and 6" to the right of the window and extend either 6" below the window or to the PTAC.
 Light Filtering Roller Shade: Inside mount to the window pocket. Light Filtering Roller Shade shall extend to the window sill. Final installation detail to be confirmed pending verification of each property.

Wood Cornice: 6"H Wood cornice. Finish to match window wall finish PT-01. Returns must conceal the outside mount blackout roller shade. Headbox should be enclosed on the top.


Blackout/Light Filtering Roller Shades: Roll towards the wall to minimize light bleed.

ADA Hardware: Momentary Rocker Switch Leveton 5657-2W or equal. No visible wiring allowed. All switches and cover plates must be a white finish. Contract quality hardware to be installed. ADA Room Control type must comply with current ADA guidelines including Item 309.4 of 2010 ADA.

Fabric @ Blackout Shade:

Manufacturer: P Kaufmann
 Pattern: RS WGR Harlan
 Basecloth: Georgio RS China 110
 Color: Custom Multi
 Finish: Heatset
 Fire Rating: CAL TB 117-2013, NFPA 701
 Content: 100% Polyester
 Width: 110"
 Repeat: 27"H x 27"V
 Railroad: No
 Fabric @ Sheer:

Hunter Douglas; Pattern: Bleecker; Color: White; Content: 100% Polyester; Width: 118"; Openness: 6%; Fire Rating: NFPA 701-10TM#1
 EE Sewing, Inc.; Pattern: Stratos; Color: White



Blackout



Sheer



Project Name:	Home2 FF&E Specs	Item Number:	(B) GR-451
Scheme:	(B) Dynamic	Item Name:	Motorized (ADA)Blackout & Sheer Roller Shade - RENO ONLY
Issue Date:	May-23	Area Name:	Guest Suite
Revisions:			

Standard Textile; Pattern: SW7450; Color: Cotton; Content: 100% Polyester with acrylic backing; Width: 118"; Openness: 1%; Fire Rating: NFPA 701 California Title 19

Fabtex; Pattern: Pugba; Color: White

Notes:

Shade: Weighted fabric-wrapped hem bars.

Control Type: Stainless steel beaded chain. Chain stops shall be used to limit top and bottom/open and closed positions. Blackout Roller Shade ballstop to allow 5" of Blackout Shade revealed in up position.

Designer to determine left or right location of chain.

Chains shall be safely and securely anchored to the wall on the control side of PTAC with appropriate anchors and chain hold down brackets and warning labels as such to comply with local and national safety regulations. Must comply with ANSI standard for child safety, ANSI WCMA A100.1, Section 6.5.

Unless Using A Specified Manufacturer, Submit The Following Required Item(s) for Approval Prior to Fabrication:

Cutting **Shop Drawing** **Flame Certificate**

Manufacturer to confirm the Product meets Hilton Design and Construction Standards as noted in Section 2515.03

Instructions:

- All quantities to be verified by hotel operator prior to purchasing.
- It is the responsibility of the owner to interpret these specifications for each property.
- All interpretations of the specification MUST be submitted to Hilton Design Review (projecthub.hilton.com) for final approval prior to purchasing or implementation of any material.
- Must be of contract quality and suitable for commercial use.
- COM quantities must be verified by fabricator prior to ordering.
- All materials and methods of construction must comply with all local fire and life safety codes for use in hotels and other public spaces, and Brand Standards.
- All quantity requirements must be verified by on-site measurements taken prior to fabrication.
- Drapery fabricator to provide all hardware complete for installation.
- Drapery fabricator is responsible for the size and quantity of all hardware to be used.
- Draperies must meet Class 1 ASTM E-84 and NFPA 701 Small and Large Scale as required by local and state fire codes for use in hotels.
- Manufacturer to clearly mark each carton with item ID and specification number.

Project Name:	Home2 FF&E Specs	Item Number:	(B) GR-452
Scheme:	(B) Dynamic	Item Name:	Blackout & Sheer Roller Shade -
Issue Date:	May-23		RENO ONLY
Revisions:	June-23 Δ2	Area Name:	Guest Suite

Manufacturer:	EE Sewing	Fabtex	Hunter Douglas Hospitality	Standard Textile
Address:	21601 E 340 Road Chelsea, Oklahoma 74016	29 Woodbine Lane Danville, PA 17821	12975 Brookprinter Place, Ste 210 Poway, CA 92064	One Knollcrest Dr Cincinnati, Ohio 45237
Phone:	918-789-5881	800-778-2791 x738	571-239-2746	410-484-5836
Contact:	Luke Cowles	Eric Frantz	Lindsey Malone	Jerry Katz
E-mail:	ee@junct.com	eric.frantz@fabtex.com	lindsey@icfgroup.net	jkatz@standardtextile.com
Web:	www.eesewing.com	www.fabtex.com	www.hunterdouglas.com	www.standardtextile.com

Description: Window Treatment consisting of Wood Fascia, Manual Light Filtering Shade & Blackout Roller Shade with Side Channels

Ceiling Height: Typically 8'-0" VIF
For any ceilings higher than 8'-0" the valance must be mounted lower than flush with the ceiling to maintain the intended overall window treatment proportions. For any ceilings lower than 8'-0" consult window treatment manufacturer for custom installation to ensure black-out conditions are achieved.

Opening Size: 5'-0"W x 6'-2" VIF

Mounting Method: Blackout Roller Shade: Outside mount into cornice dust cap, immediately adjacent to the wall to minimize the light gap, safely and securely. Blackout Roller Shade shall be mounted 6" above window where allowable and shall extend either 6" below the window to the PTAC, or to the window sill if protruding. Provide no more than 2.5" overlap on each side of opening. Fascia headbox should be mounted above the window.

Light Filtering Roller Shade: Inside mount to the window pocket. Light Filtering Roller Shade shall extend to the window sill. Final installation detail to be confirmed pending verification of each property.

Wood Cornice: 6"H Wood cornice. Finish to match window wall finish PT-01. Returns must conceal the outside mount blackout roller shade. Headbox should be enclosed on the top.

Side Channels: Channels and brackets to be white and extend to window sill.
Blackout/Light Filtering Roller Shades: Roll towards the wall to minimize light bleed.

Hardware: HeliaRise Clutch System. Contractor quality hardware to be installed.

COM/COL: Fabric @ Blackout Shade:

Manufacturer: P Kaufmann
Pattern: RS WGR Harlan
Basecloth: Georgio RS China 110
Color: Custom Multi
Finish: Heatset
Fire Rating: CAL TB 117-2013, NFPA 701
Content: 100% Polyester
Width: 110"
Repeat: 27"H x 27"V
Railroad: No
Fabric @ Sheer:

Hunter Douglas; Pattern: Bleecker; Color: White; Content: 100% Polyester; Width: 118"; Openness: 6%; Fire Rating: NFPA 701-10TM#1
EE Sewing, Inc.; Pattern: Stratos; Color: White



Blackout



Sheer



Project Name:	Home2 FF&E Specs	Item Number:	(B) GR-452
Scheme:	(B) Dynamic	Item Name:	Blackout & Sheer Roller Shade -
Issue Date:	May-23		RENO ONLY
Revisions:	June-23 Δ2	Area Name:	Guest Suite

Standard Textile; Pattern: SW7450; Color: Cotton; Content: 100% Polyester with acrylic backing; Width: 118"; Openness: 1%; Fire Rating: NFPA 701 California Title 19

Fabtex; Pattern: Pugba; Color: White

Notes:

Shade: Weighted fabric-wrapped hem bars.

Control Type: Stainless steel beaded chain. Chain stops shall be used to limit top and bottom/open and closed positions. Blackout Roller Shade ballstop to allow 5" of Blackout Shade revealed in up position.

Designer to determine left or right location of chain.

Chains shall be safely and securely anchored to the wall on the control side of PTAC with appropriate anchors and chain hold down brackets and warning labels as such to comply with local and and national safety regulations. Must comply with ANSI standard for child safety, ANSI WCMA A100.1, Section 6.5.

Unless Using A Specified Manufacturer, Submit The Following Required Item(s) for Approval Prior to Fabrication:

Cutting **Shop Drawing** **Flame Certificate**

Manufacturer to confirm the Product meets Hilton Design and Construction Standards as noted in Section 2515.03

Instructions:

- All quantities to be verified by hotel operator prior to purchasing.
- It is the responsibility of the owner to interpret these specifications for each property.
- All interpretations of the specification MUST be submitted to Hilton Design Review (projecthub.hilton.com) for final approval prior to purchasing or implementation of any material.
- Must be of contract quality and suitable for commercial use.
- COM quantities must be verified by fabricator prior to ordering.
- All materials and methods of construction must comply with all local fire and life safety codes for use in hotels and other public spaces, and Brand Standards.
- All quantity requirements must be verified by on-site measurements taken prior to fabrication.
- Drapery fabricator to provide all hardware complete for installation.
- Drapery fabricator is responsible for the size and quantity of all hardware to be used.
- Draperies must meet Class 1 ASTM E-84 and NFPA 701 Small and Large Scale as required by local and state fire codes for use in hotels.
- Manufacturer to clearly mark each carton with item ID and specification number.

Project Name: Home2 FF&E Specs
 Scheme: (B) Dynamic
 Issue Date: May-23
 Revisions: June-23 Δ2

Item Number: **(B) GR-453**
 Item Name: Motorized (ADA)Blackout & Sheer Roller Shade - **RENO ONLY**
 Area Name: Guest Suite

Manufacturer:	EE Sewing	Fabtex	Hunter Douglas Hospitality	Standard Textile
Address:	21601 E 340 Road Chelsea, Oklahoma 74016	29 Woodbine Lane Danville, PA 17821	12975 Brookprinter Place, Ste 210 Poway, CA 92064	One Knollcrest Dr Cincinnati, Ohio 45237
Phone:	918-789-5881	800-778-2791 x738	571-239-2746	410-484-5836
Contact:	Luke Cowles	Eric Frantz	Lindsey Malone	Jerry Katz
E-mail:	ee@junct.com	eric.frantz@fabtex.com	lindsey@icfgroup.net	jkatz@standardtextile.com
Web:	www.eesewing.com	www.fabtex.com	www.hunterdouglas.com	www.standardtextile.com

Description: Motorized Window Treatment consisting of Wood Fascia, Manual Light Filtering Shade & Blackout Roller Shade with Side Channels

Ceiling Height: Typically 8'-0" VIF
 For any ceilings higher than 8'-0" the valance must be mounted lower than flush with the ceiling to maintain the intended overall window treatment proportions. For any ceilings lower than 8'-0" consult window treatment manufacturer for custom installation to ensure black-out conditions are achieved.

Opening Size: 5'-0"W x 6'-2" VIF
 Mounting Method: Blackout Roller Shade: Outside mount into cornice dust cap, immediately adjacent to the wall to minimize the light gap, safely and securely. Blackout Roller Shade shall be mounted 6" above window where allowable, and shall extend 6" below the window to the PTAC, or to the window sill if protruding. Provide no more than 2.5" overlap on each side of opening.

Light Filtering Roller Shade: Inside mount to the window pocket. Light Filtering Roller Shade shall extend to the window sill. Final installation detail to be confirmed pending verification of each property.

Wood Cornice: 6"H Wood cornice. Finish to match window wall finish PT-01. Returns must conceal the outside mount blackout roller shade. Headbox should be enclosed on the top.

Side Channels: Channels and brackets to be white and extend to window sill.
 Blackout/Light Filtering Roller Shades: Roll towards the wall to minimize light bleed.

ADA Hardware: Momentary Rocker Switch Leveton 5657-2W or equal. No visible wiring allowed. All switches and cover plates must be a white finish. Contract quality hardware to be installed. ADA Room Control type must comply with current ADA guidelines including Item 309.4 of 2010 ADA.

Fabric @ Blackout Shade:

Manufacturer: P Kaufmann
 Pattern: RS WGR Harlan
 Basecloth: Georgio RS China 110
 Color: Custom Multi
 Finish: Heatset
 Fire Rating: CAL TB 117-2013, NFPA 701
 Content: 100% Polyester
 Width: 110"
 Repeat: 27"H x 27"V
 Railroad: No



Blackout



Sheer



Project Name:	Home2 FF&E Specs	Item Number:	(B) GR-453
Scheme:	(B) Dynamic	Item Name:	Motorized (ADA)Blackout & Sheer Roller Shade - RENO ONLY
Issue Date:	May-23	Area Name:	Guest Suite
Revisions:	June-23 Δ2		

Fabric @ Sheer:

Hunter Douglas; Pattern: Bleecker; Color: White; Content: 100% Polyester; Width: 118"; Openness: 6%; Fire Rating: NFPA 701-10TM#1

EE Sewing, Inc.; Pattern: Stratos; Color: White

Standard Textile; Pattern: SW7450; Color: Cotton; Content: 100% Polyester with acrylic backing; Width: 118"; Openness: 1%; Fire Rating: NFPA 701 California Title 19

Fabtex; Pattern: Pugba; Color: White

Notes:

Shade: Weighted fabric-wrapped hem bars.

Control Type: Stainless steel beaded chain. Chain stops shall be used to limit top and bottom/open and closed positions. Blackout Roller Shade ballstop to allow 5" of Blackout Shade revealed in up position.

Designer to determine left or right location of chain.

Chains shall be safely and securely anchored to the wall on the control side of PTAC with appropriate anchors and chain hold down brackets and warning labels as such to comply with local and national safety regulations. Must comply with ANSI standard for child safety, ANSI WCMA A100.1, Section 6.5.

Unless Using A Specified Manufacturer, Submit The Following Required Item(s) for Approval Prior to Fabrication:

Cutting **Shop Drawing** **Flame Certificate**

Manufacturer to confirm the Product meets Hilton Design and Construction Standards as noted in Section 2515.03

Instructions:

- All quantities to be verified by hotel operator prior to purchasing.
- It is the responsibility of the owner to interpret these specifications for each property.
- All interpretations of the specification MUST be submitted to Hilton Design Review (projecthub.hilton.com) for final approval prior to purchasing or implementation of any material.
- Must be of contract quality and suitable for commercial use.
- COM quantities must be verified by fabricator prior to ordering.
- All materials and methods of construction must comply with all local fire and life safety codes for use in hotels and other public spaces, and Brand Standards.
- All quantity requirements must be verified by on-site measurements taken prior to fabrication.
- Drapery fabricator to provide all hardware complete for installation.
- Drapery fabricator is responsible for the size and quantity of all hardware to be used.
- Draperies must meet Class 1 ASTM E-84 and NFPA 701 Small and Large Scale as required by local and state fire codes for use in hotels.
- Manufacturer to clearly mark each carton with item ID and specification number.

Project Name: Home2 FF&E Specs
Scheme: (B) Dynamic
Issue Date: May-23
Revisions: June-23 Δ2

Item Number: **(B) GR-454**
Item Name: Divider Drapery - **RENO ONLY**
Area Name: Guest Suite

Manufacturer: **P Kaufmann**
Address: 3 Park Ave. 3rd Fl.
New York, NY 10016

Phone: 646-593-2914
Contact: Emily Mann
E-mail: emann@pkaufmann.com
Web: www.pkaufmann.com

Description: Operable Room Divider with H2 Merino Drapery
(Color on both sides of drape)

Dimensions: For 8' ceilings: 129"W x 91.5"H
For 8'-6" ceilings: 129"W x 97.5"H
For 9' ceilings: 129"W x 103.5"H
For 9'-6" ceilings: 129"W x 103.5"H
For 10' Ceilings: 129"W x 115.5"H

Mounting Method: Ceiling Mounted
Hardware: Wingits, Satin Nickel Finish
Panels Style: Operable Room Divider

Fixed or Operative: Operative
Panel Fullness: 150%
Finished Length: 2.5" clearance for rod and 2" clear at bottom AFF

Top Treatment Style: Hook Free Silver Rings; Finish: Satin Nickel
Dimensions: Drapery installer to field verify existing hardware and make sure it is suitable for reuse.
Finished Length: VIF. Maximum distance from finished floor to be 2".

COM/COL: Pattern must be on both sides of fabric
Manufacturer: P/Kaufmann
Pattern: Merino
Color: 020 Light Gray
Fabric Content: 100% Polyester
Width: 57"
Fire Ratings: NFPA-701

Notes: Hemming: 2" double side hems, 2" double bottom hem.
Draperies are made to order. **Please allow 120 days lead time to ensure product is received on time.**
Must comply with ANSI standard for child safety, ANSI WCMA A100.1, Section 6.5.



Unless Using A Specified Manufacturer, Submit The Following Required Item(s) for Approval Prior to Fabrication:
Seaming Diagram **Cutting** **Shop Drawing** **Flame Certificate**

Manufacturer to confirm the Product meets Hilton Design and Construction Standards as noted in Section 2515.03

Instructions:

- All quantities to be verified by hotel operator prior to purchasing.
- It is the responsibility of the owner to interpret these specifications for each property.
- All interpretations of the specification MUST be submitted to Hilton Design Review (projecthub.hilton.com) for final approval prior to purchasing or implementation of any material.
- Must be of contract quality and suitable for commercial use.



Project Name: Home2 FF&E Specs
Scheme: (B) Dynamic
Issue Date: May-23
Revisions: June-23 Δ2

Item Number: **(B) GR-454**
Item Name: Divider Drapery - **RENO ONLY**
Area Name: Guest Suite

- COM quantities must be verified by fabricator prior to ordering.
- All materials and methods of construction must comply with all local fire and life safety codes for use in hotels and other public spaces, and Brand Standards.
- All quantity requirements must be verified by on-site measurements taken prior to fabrication.
- Drapery fabricator to provide all hardware complete for installation.
- Drapery fabricator is responsible for the size and quantity of all hardware to be used.
- Draperies must meet Class 1 ASTM E-84 and NFPA 701 Small and Large Scale as required by local and state fire codes for use in hotels.
- Manufacturer to clearly mark each carton with item ID and specification number.

Project Name:	Home2 FF&E Specs	Item Number:	(B) GR-455
Scheme:	(B) Dynamic	Item Name:	Accessible Closet Drapery at Guest Suites - RENO ONLY
Issue Date:	May-23	Area Name:	Guest Suite
Revisions:	June-23 Δ2		

Manufacturer: **P Kaufmann**
 Address: 3 Park Ave. 3rd Fl.
 New York, NY 10016

Phone: 646-593-2914
 Contact: Emily Mann
 E-mail: emann@pkaufmann.com
 Web: www.pkaufmann.com

Description: H2 Merino Drapery @ Guest Suite Closet
 (Color on both sides of drape)
 Manufacturer to Provide ADA Drapery Oval Ring to Pull in All ADA Guestrooms. Oval Ring Pull to be 44" AFF to Centerline of Ring Pull. Designer/Architect is Responsible for Determining Location and Quantity.



Opening Quantity: 1
 Opening Dimensions: ~4'-6"W VIF
 Ceiling Height: Underside of closet 74" (VIF)
 Mounting Method: Drapery rod side mounted @ 72" AFF. Drapery rod provided by casework manufacturer.
 Panels Style: Operable, grommet drape with satin nickel finish hardware
 Fixed or Operative: Operative
 Panel Fullness: 150%
 Finished Length: 2.5" clearance for rod and 2" clear at bottom AFF
 Top Treatment Style: Hook Free Silver Rings; Finish: Satin Nickel
 COM/COL: Pattern must be on both sides of fabric
 Manufacturer: P/Kaufmann
 Pattern: Merino
 Color: 020 Light Gray
 Fabric Content: 100% Polyester
 Width: 57"
 Fire Ratings: NFPA-701
 Notes: Hemming: 2" double side hems, 2" double bottom hem.
 Draperies are made to order. **Please allow 120 days lead time to ensure product is received on time.**
 Must comply with ANSI standard for child safety, ANSI WCMA A100.1, Section 6.5.

Unless Using A Specified Manufacturer, Submit The Following Required Item(s) for Approval Prior to Fabrication:

Seaming Diagram **Cutting** **Shop Drawing** **Flame Certificate**

Manufacturer to confirm the Product meets Hilton Design and Construction Standards as noted in Section 2515.03

Instructions:

- All quantities to be verified by hotel operator prior to purchasing.
- It is the responsibility of the owner to interpret these specifications for each property.
- All interpretations of the specification MUST be submitted to Hilton Design Review (projecthub.hilton.com) for final approval prior to purchasing or implementation of any material.
- Must be of contract quality and suitable for commercial use.
- COM quantities must be verified by fabricator prior to ordering.
- All materials and methods of construction must comply with all local fire and life safety codes for use in hotels and other public spaces, and Brand Standards.
- All quantity requirements must be verified by on-site measurements taken prior to fabrication.



Project Name:	Home2 FF&E Specs	Item Number:	(B) GR-455
Scheme:	(B) Dynamic	Item Name:	Accessible Closet Drapery at Guest Suites - RENO ONLY
Issue Date:	May-23	Area Name:	Guest Suite
Revisions:	June-23 Δ2		

- Drapery fabricator to provide all hardware complete for installation.
- Drapery fabricator is responsible for the size and quantity of all hardware to be used.
- Draperies must meet Class 1 ASTM E-84 and NFPA 701 Small and Large Scale as required by local and state fire codes for use in hotels.
- Manufacturer to clearly mark each carton with item ID and specification number.